



Review

A Comprehensive Review on the Behaviour of Motorcyclists: Motivations, Issues, Challenges, Substantial Analysis and Recommendations

Sarah Najm Abdulwahid ¹, Moamin A. Mahmoud ^{2,*} , Bilal Bahaa Zaidan ^{3,*}, Abdullah Hussein Alamoodi ⁴ , Salem Garfan ⁴ , Mohammed Talal ⁵ and Aws Alaa Zaidan ⁴

¹ College of Graduate Studies, Universiti Tenaga Nasional, Kajang 43000, Malaysia; sarah_njm@yahoo.com

² Institute of Informatics and Computing in Energy, Universiti Tenaga Nasional, Kajang 43000, Malaysia

³ Future Technology Research Center, National Yunlin University of Science and Technology, Douliu 64002, Taiwan

⁴ Department of Computing, Universiti Pendidikan Sultan Idris, Tanjong Malim 35900, Malaysia; alamoodi@fskik.upsi.edu.my (A.H.A.); salem.garfan@gmail.com (S.G.); aws.alaa@fskik.upsi.edu.my (A.A.Z.)

⁵ Department of Electronic Engineering, Faculty of Electrical and Electronic Engineering, Universiti Tun Hussein Onn Malaysia (UTHM), Batu Pahat 86400, Malaysia; moha_talal2000@yahoo.com

* Correspondence: moamin@uniten.edu.my (M.A.M.); zaidanbb@yuntech.edu.tw (B.B.Z.)

Abstract: With the continuous emergence of new technologies and the adaptation of smart systems in transportation, motorcyclist driving behaviour plays an important role in the transition towards intelligent transportation systems (ITS). Studying motorcyclist driving behaviour requires accurate models with accurate and complete datasets for better road safety and traffic management. As accuracy is needed in modelling, motorcyclist driving behaviour analyses can be performed using sensors that collect driving behaviour characteristics during real-time experiments. This review article systematically investigates the literature on motorcyclist driving behaviour to present many findings related to the issues, problems, challenges, and research gaps that have existed over the last 10 years (2011–2021). A number of digital databases (i.e., IEEE Xplore[®], ScienceDirect, Scopus, and Web of Science) were searched and explored to collect reliable peer-reviewed articles. Out of the 2214 collected articles, only 174 articles formed the final set of articles used in the analysis of the motorcyclist research area. The filtration process consisted of two stages that were implemented on the collected articles. Inclusion criteria were the core of the first stage of the filtration process keeping articles only if they were a study or review written in English or were articles that mainly incorporated the driving style of motorcyclists. The second phase of the filtration process is based on more rules for article inclusion. The criteria of inclusion for the second phase of filtration examined the deployment of motorcyclist driver behaviour characterisation procedures using a real-time-based data acquisition system (DAS) or a questionnaire. The final number of articles was divided into three main groups: reviews (7/174), experimental studies (41/174), and social studies-based articles (126/174). This taxonomy of the literature was developed to group the literature into articles with similar types of experimental conditions. Recommendation topics are also presented to enable and enhance the pace of the development in this research area. Research gaps are presented by implementing a substantial analysis of the previously proposed methodologies. The analysis mainly identified the gaps in the development of data acquisition systems, model accuracy, and data types incorporated in the proposed models. Finally, research directions towards ITS are provided by exploring key topics necessary in the advancement of this research area.

Keywords: intelligent transportation system; driver behaviour; traffic violation; motorcyclists



Citation: Abdulwahid, S.N.; Mahmoud, M.A.; Zaidan, B.B.; Alamoodi, A.H.; Garfan, S.; Talal, M.; Zaidan, A.A. A Comprehensive Review on the Behaviour of Motorcyclists: Motivations, Issues, Challenges, Substantial Analysis and Recommendations. *Int. J. Environ. Res. Public Health* **2022**, *19*, 3552. <https://doi.org/10.3390/ijerph19063552>

Academic Editors: Ediriweera Desapriya and Kazuko Okamura

Received: 31 August 2021

Accepted: 16 December 2021

Published: 17 March 2022

Publisher's Note: MDPI stays neutral with regard to jurisdictional claims in published maps and institutional affiliations.



Copyright: © 2022 by the authors. Licensee MDPI, Basel, Switzerland. This article is an open access article distributed under the terms and conditions of the Creative Commons Attribution (CC BY) license (<https://creativecommons.org/licenses/by/4.0/>).

1. Introduction

By exploring the literature on driver behaviour research, different research dimensions may be found. Over the past years, motorcyclists have constituted major concerns from

the road safety perspective [1]. As the wide range of technologies used in our daily lives grows, so does the rate at which they are employed in the transportation sector, and understanding driver behaviour considered an important step towards achieving intelligent transportation systems (ITS) and ensuring road safety [2]. The increasing number of traffic accidents is a serious challenge in many countries. Accidents can harm individuals and governments, particularly regarding social and economic loss, which generally affects society [3]. Globally, traffic road accidents cause more than a million mortalities yearly and are predicted to be the fifth-highest cause of death globally by the year 2030 if no preventive measures are taken [4]. Improving traffic safety is one of the top priorities in many countries [5]. Understanding mixed traffic characteristics is a result of studying motorcycle driver behaviour [6]. Furthermore, understanding the main causes of accidents will help find solutions to prevent or reduce traffic accidents. Behaviour is considered the most critical factor affecting road safety. Driver behaviour can be defined as concepts related to a driver's driving mannerisms and actions [7]. Thus, analysing and understanding driver behaviour is the key factor in preventing or reducing traffic accidents [3].

Surveying and exploring the research area of motorcyclist driving behaviour revealed a gap in articles that discuss, examine, and analyse the driving behaviour of motorcyclists. This systematic review article presents an exploration and examination of the research area from different aspects, such as the type of source of the dataset used to model driver behaviour, the methodologies used to replicate driving styles, an examination of the incorporation of human-based factors in modelling, and motivational and recommended topics are presented to further increase the development in this research area. Future research directions are provided to accelerate the development in this research area. Accordingly, this study mainly aims to review previous research, summarise their findings related to important requirements for identifying motorcyclist driving behaviour, and determine the methods, estimate techniques, and suggest taxonomic literature. This study was directed towards experimental-based efforts rather than human descriptions or social experience/opinion. This review article is trying to answer the following questions:

1. What are the methods used for data collection on motorcyclist driving behaviour?
2. What are the types of research and methods used to collect real-time-based datasets?
3. What are the methods used for motorcycle driving style analysis and identification?
4. Have age, sample size, and gender been considered in real-time-based experiments?
5. What is the type of methodology used to classify motorcyclist driving styles?
6. What are the features that were adopted in previous academic research for motorcycle driving behaviour recognition?
7. What are the problems in the datasets used for motorcyclist driving behaviour?

The remaining parts of this paper are organised as follows: Section 1 provides the study's introduction, and Section 2 presents a systematic review protocol description. Section 3 presents a taxonomy, and Section 4 shows the discussion, recommendations, challenges and evaluation methods. Section 5 presents the methodological aspects of previous research, Section 6 presents a substantial analysis, Section 7 presents the comparison between this systematic review article and a previous review article. Section 8 presents the future research directions, Section 9 presents limitations, and lastly, Section 10 concludes the study.

2. Systematic Review Protocol

This section presents a systematic literature review (SLR) protocol. The SLR promotes complete knowledge related to a specific phenomenon or topic of interest and provides significant insights and specifics for future research and policies [8]. The search strategy followed the Preferred Reporting Items for Systematic Reviews and Meta-Analyses (PRISMA) methodology [9], as shown in Figure 1. Four digital databases have been chosen: (1) Science Direct (SD) offers access to journals from various domains, including technical, scientific, and medical journals; (2) IEEEExplore library provides different engineering and technology-based journals; (3) the Scopus database provides different health science, social science, life

science, and physical science journal articles; and (4) Web of Science (WoS) contains journals from the humanities, arts, and social sciences. These databases were chosen because of their academic reliability. The search query was updated in July 2021. The upper part of Figure 1 shows the search query. Advanced search options were utilised for selecting papers in each of the search engines, excluding conference papers, book chapters, and other document types. Table 1 presents the settings utilised for applying the search queries.

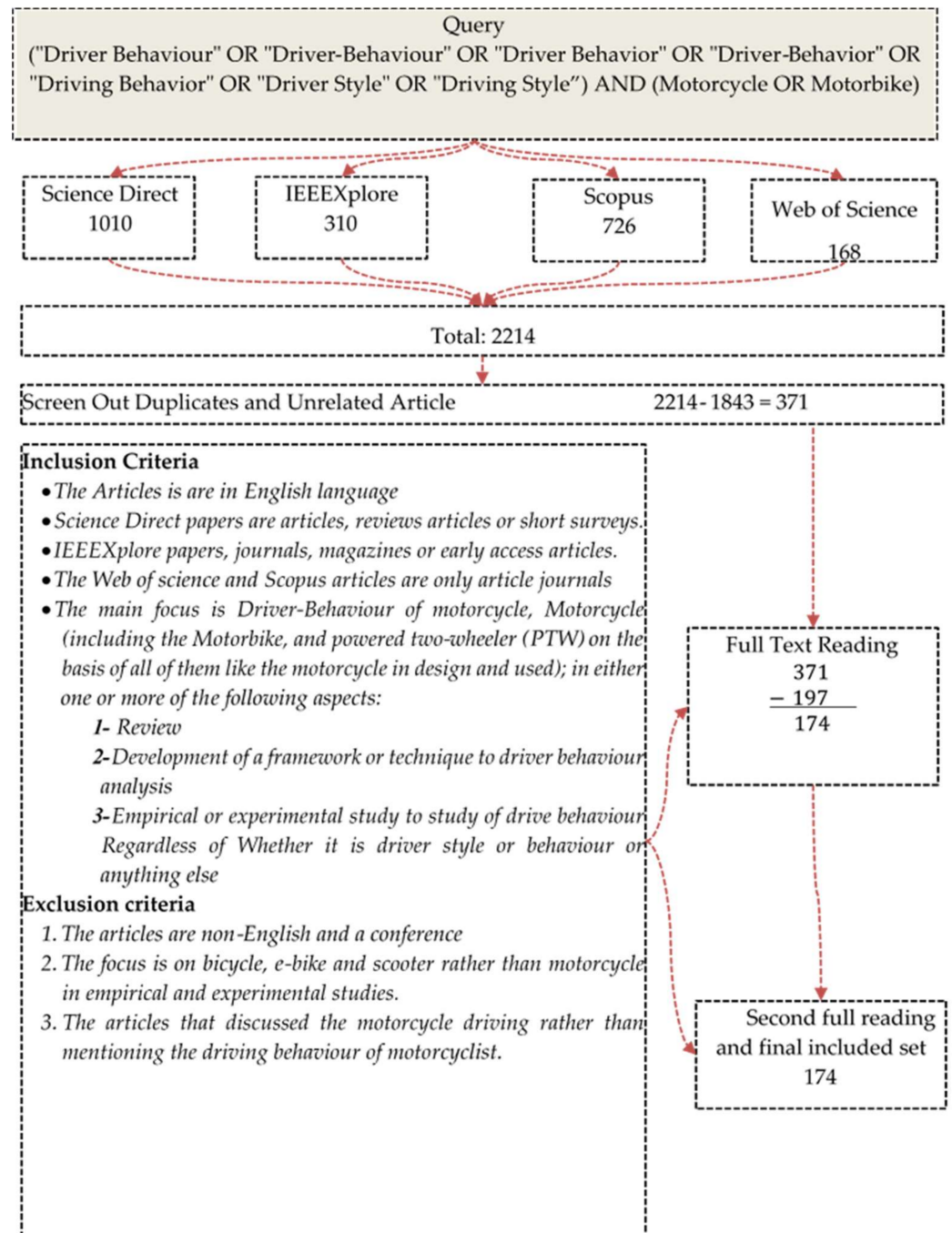


Figure 1. Selection of studies, search queries, inclusion and exclusion criteria.

Table 1. Workflow procedure.

Attribute	Science Direct	Digital Library		
		IEEE	Scopus	Web of Science
Years	2011–2021	2011–2021	2011–2021	2011–2021
Language	Only English	Only English	Only English	Only English
Run-on	Full Text	Full Text	Full Text	Full Text
Subject Areas	All available	All available	All available	All available
Date of running/ updating search string	2021	2021	2021	2021

2.1. Selection of Study

This phase starts with the initial search results of 2214 articles, followed by three consecutive phases. The phases are screening, filtering, and initiating categories for determining if the selected articles might be suitable for the review. Screening is the reviewing process regarding titles and abstracts of articles, while filtering is the process of assessing the eligibility of articles for inclusion by implementing full-text reading. Moreover, duplicated articles were removed from the results. In addition to title scanning, abstract screening was also used to determine the relevant papers, categorised in various folders. The filtering phase commenced by carrying out complete full-text readings of the screened articles from the first phase. Each of the articles was separately analysed, and different attributes were recorded in an Excel sheet (Figure 2). The same procedure was applied to all selected articles.

	A	B	C	D
1	Article Title	Reference 1	Reference 2	Reference 3
2	year of publication			
3	Country			
4	University			
5	Database used (IEEE , WOS , Scopus and Science Directory)			
6	Type of Study			
7	Aime of study			
8	Sample size used			
9	Model / technique Used			
10	Factors to Examine			
11	Dataset of study			
12	Software Used/ Developed			
13	Vehicle type			
14	Analysis used			
15	test used			
16	conclusions			
17	Motivation			
18	Challenge			
19	Limitation			
20	Recommendation			
21	Extra comments			

Figure 2. Scanned attributes from full-text reading.

2.2. Eligibility Criteria

During the initial screening process, a set of criteria were required to select the research articles. Any article that satisfied the criteria listed in Figure 1 was selected. An initial target was set to map the research on motorcycle driver behaviour and the general taxonomy of three categories was obtained from the pre-survey literature. Following the duplicates' initial removal, articles not fulfilling the eligibility criteria were excluded by two operations; namely, filtering and screening. The inclusion criteria are as follows: (1) the articles are in the English language; (2) Science Direct papers are articles, reviews articles, or short surveys; (3) IEEEExplore papers are journal articles, magazines, or early access articles;

and (4) the Web of Science and Scopus articles are only article journals. Additionally, the main focus of the articles is the behaviour of motorcycle drivers (including drivers of motorbikes and powered two-wheelers (PTW) on the basis that is a vehicle like the motorcycle in design and use) in one or more of the following aspects: (1) a review article, (2) the development of a framework or technique for driver behaviour analysis, or (3) an empirical or experimental study of driver behaviour, regardless of whether it is driver style, behaviour, or anything else. Furthermore, the exclusion criteria used are the following: (1) the articles are non-English or a conference proceeding; (2) the focus is on bicycles, e-bikes, or scooters rather than motorcycles in empirical and experimental studies; and (3) the articles discuss motorcycle driving rather than mentioning the driving behaviour of motorcyclists.

3. Taxonomy

The presented section provides a taxonomy that summarises the search process’s results. This process was initiated after searching, scanning, filtering, and reading the full texts of the selected articles. All the articles are categorised into four main categories and different subcategories. The first category is social science studies (surveys based on questionnaires and case-control studies). The second category is experimental studies which are linked to the factor of motorcycle driver behaviour. This category has two subcategories (real-time field tests and experiments by use of simulations). The third category is the development of apps and systems, with two subcategories (smartphone app development and systems). The final category is reviews, consisting of surveys and review articles. The latter summarises the present state-of-the-art literature on motorcyclists’ driving behaviour. The main categories and their subcategories have been described in the next subsections (Figure 3) and illustrate the taxonomy of research literature on motorcycle drivers’ behaviour.

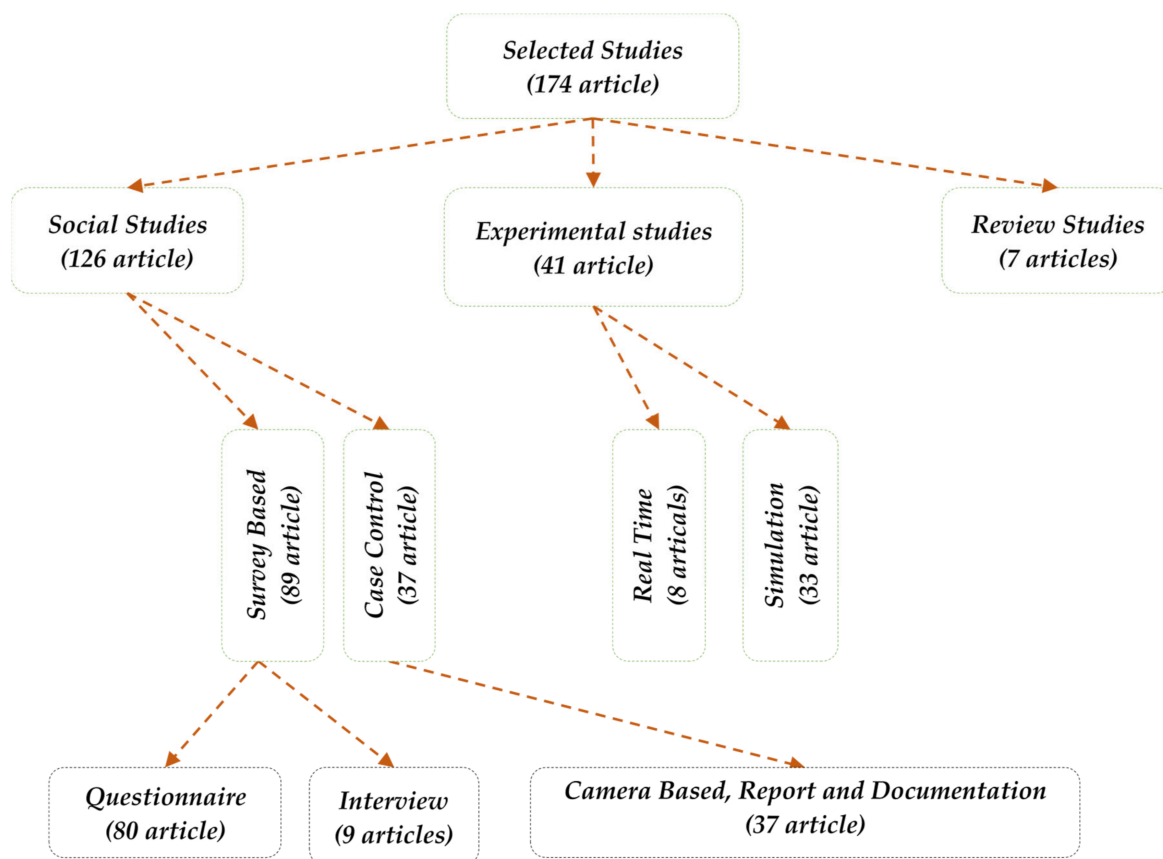


Figure 3. Taxonomy of research literature on motorcycle drivers’ behaviour.

3.1. Social Science Studies

The first main category of taxonomy refers to a kind of study involving data collection including surveys and observations ($n = 126/174$). This section is divided into two subcategories: surveys based on questionnaire techniques and case-control studies.

3.1.1. Surveys Based on Questionnaire and Interview Techniques

The first subcategory of social science strategy studies, namely, surveys based on questionnaire techniques, is related to studies using datasets or data collection methods ($n = 89/126$ articles). Many articles used questionnaire designs ($n = 80/89$ articles), as shown in Table 2.

Table 2. Questionnaire techniques.

Questionnaires	References	Total
Buss And Perry Aggression Questionnaire	[10–14]	5
Questionnaire (Demographic Information)	[15–22]	8
Road Safety Perception Questionnaire (RSPQ)	[23]	1
Social Norms Questionnaire	[8]	1
Motorcycle Taxi Drivers and Non-Occupational Motorcyclists	[15]	1
Driver Distractive Compensatory Beliefs (DDCB)	[24]	1
Self-Administered Questionnaire	[25–32]	8
Standard Questionnaire	[33–35]	1
The Questionnaire Battery	[36]	1
Driving Behaviour Questionnaire (Dbq)	[8,37]	14
Drivers Angry Thoughts Questionnaire (Datq)	[38,39]	2
Theory Of Planned Behavior (TPB) Questionnaire	[40,41]	2
Motorcycle Rider Behaviour Questionnaire (Mrbq)	[42–51]	11
Manchester Driving Behavior Questionnaire (Mdbq)	[52]	1
Type-A Personality Questionnaire	[17]	1
Questionnaires Motorcycle Taxi Drivers	[53]	1
The Motorcycle Safety Foundation Rider Survey Questionnaire	[54]	1
NEO-FFI-3 Questionnaire	[54]	1
Dula Dangerous Driving Index Questionnaire	[54]	1
Frequency Of Risky Behavior	[54]	1
Barkley Adult ADHD Rating Scale-IV Questionnaire	[54]	1
Web-Based Questionnaire	[55]	1
Anonymous Questionnaire	[56]	1
The Driving Cognitions Questionnaire	[57]	1
Self-Reported Questionnaire	[12,20,58–67]	12
Motorcyclists Profiling Questionnaire (MOPROQ)	[68]	1
Advanced Rider Assistance Systems (ARAS) Questionnaire	[69]	1
Likert Questionnaire	[70]	2
Interviewer-Administered Questionnaire	[71]	1
Malaysian School Zone Speed Limit (SZSL) Questionnaire Speed Limit (SZSL)	[72]	1
Indonesian Motorcycle Behaviour (Imrbq)	[73]	1

However, a few of them used a dataset obtained by specifying the associated features and analysing research issues based on statistical approaches. Other studies focused on interview methods ($n = 9/89$ articles), where interviews were held with the aid of a questionnaire, administered using a probabilistic sample [58,74–76] online to collect a dataset for analysis [25]. a one-on-one interview survey [41] or face-to-face interviews [43]. An online survey was first designed using Google Forms [22]. In this subgroup, the last article described telephone interviews [42] to identify the context and their shortcomings during the reported events.

It can be pointed out from Table 2 that most authors used driver-behaviour questionnaires to examine the driving style of motorcyclists (14/80). This was followed by the use of self-reported questionnaires (12/80), motorcycle rider behaviour questionnaires (11/80), demographic behaviour questionnaires (8/80), self-administrated questionnaires (8/80), (Buss and Perry) aggressive questionnaires (5/80), standard questionnaires (3/80), the Drivers Angry Thoughts Questionnaire (DATQ) (2/80), the Theory of Planned Behaviour (TPB) questionnaire (2/80), and the Likert questionnaire (2/80). Other questionnaires were only used once each in the surveyed articles.

The comprehensive analysis in Table 2 illustrates that the questionnaire used most was the DBQ rather than other types of questionnaires. Each article was designed to examine special attributes of characteristics according to the needs of their authors. There is no agreement on the number of factors and characteristics that represent motorcyclist driving behaviour, and some authors prefer to include some attributes and neglect others. On the other hand, the authors of some articles used more than one questionnaire to examine the driving style of motorcyclists. This indicates there is no agreement among researchers on the time and number of conditions that can represent the driving style of motorcyclists, leaving a gap for more research to include more factors and characteristics in a single standard motorcycle driver behaviour questionnaire. Moreover, some of the attributes featured are subjective values and can be biased. The question of how to quantify the subjective aspects of motorcyclist driving behaviour is still not answered. Furthermore, the number of respondents varied from one questionnaire to another. This means that there is no clear standardisation to be followed by researchers to produce the most accurate and well-represented dataset.

3.1.2. Case-Control Study

This section involves articles related to the best use of observations to determine the severity of traffic crashes, hazards, road accident consequences, and riding behaviour. Other articles focused on using a camera to observe and record factors that cause motorcycle accidents and determine motorcycle driver behaviours [6,77–83]. One study focused on the use of MetroCount MC-5600 data loggers for the collection of data associated with the driving of vehicles far from or near minor roads [84]. Another article [85] used aggregate data involving the value dimensions of Schwartz, the law enforcement regarding five risk factors concerning road safety, and the gross national income for each capita in addition to fatality rates in traffic for 97 nations. Moreover, other studies used the Traffic Management Sector-Specific Incident Case Data Report maintained by the Traffic Administration Bureau of Hunan Provincial Public Security Ministry to determine the relative contribution of illegal behaviour to motorcycle KSI crashes, conditional on real-world collisions between motorcycles and motor vehicles [86,87]. Then, ref. [88] indicated the enforcement of five laws associated with safe road behaviour (i.e., motorcycle helmet laws, national child restraint laws, national seatbelt laws, national speed laws, and national drink driving laws), GNI per capita, and the traffic fatality rate concerning each of the nations. Other studies [89,90] explored the effects of helmet laws related to any offsetting or improvement of the effects of motorcycle crashes [37,91,92]. Another study used a comprehensive crash database and analysis system via its Critical Accident Reporting Environment (CARE) [93]. The authors of [94] experimented with using a research database and provided high classification accuracy for detecting drivers' emotions which result in smooth or aggressive driving. Furthermore, [95] presented a custom-made computer program (in a scripting language similar to BASIC) for generating DCs of MCs, SAs, and PCs from pre-processed speed profiles. Other studies provided observations about analytical factors associated with traffic signal operations [68,96,97], T-intersections [98], and traffic conflicts [99]. Furthermore, other studies focused on assess the relation between traffic injuries from motorcycle accidents and the riding behaviour of motorcycle drivers [89,100]. Other

studies examined the records of fatally injured motorcyclists and collected information associated with age, sex, death cause, and time of death relative to the time of the crash. Toxicology analysis and blood alcohol concentration (BAC) results were obtained and examined, determining illegal driving behaviour as a cause of motorcycle KSI crashes and modelling crash severity by considering the risk indicators of drivers and roadways for reducing the severity of crashes and enhancing the safety performance of the traffic system [101–107].

3.2. Experimental Studies

The second major category of taxonomy involves ($n = 41/174$) studies that use an experimental approach. This section is divided into two subcategories based on data collection approaches and experimental studies. This research did not include agent-based simulation studies.

3.2.1. Real-Time Field Tests

The first subcategory of experimental studies is real-time field tests. One of the studies used an instrumented Honda motorcycle with a 100-cc engine capacity for recording the real-time riding behaviour of study participants. The relation between experienced riding pleasure and riding behaviour in field tests was examined [108,109]. Other studies collected data by using a helmet with cameras measuring driver eye movements and eye fields (EMR-9, NAC) [110]. Other articles used on-board diagnostic (OBD) [111] cameras [108,112], a Xiaomi Redmi 4A smartphone application [113], accelerometers [108,112–116], gyroscopes [113,116], and GPS sensing [111,117].

3.2.2. Experiment Using Simulation

The second subcategory of the experimental study is simulation tests. This category refers to articles that utilised a simulator for data collection to determine the factors that are related to driver behaviour [118–121], used chassis dynamometers with the standard driving cycle and onboard portable emission measurement systems in real-world driving conditions [122–124], the MOTORIST riding simulator [125], the mid-range simulator located at the Monash University Accident Research Centre [126], and moving-based motorcycle simulators comprising a motion platform, sound system, screen projection, and image-generation software [127–131]. One study attempted to estimate the impact of low BAC on the riding performance of motorcycle drivers by utilising an advanced motorcycle-riding simulator [132]. Another article made an effort to model seepage using a cellular automaton (CA)-based simulation [133]. In addition, such interactions between vehicles impact the capacity and safety of facilities [130]. Some studies indicated such behaviour in CA-based models [132]. The results showed that the software cannot replicate seepage behaviour, which was reflected in the trajectories [128,134]. In addition, driving simulators were used by other studies to understand driver behaviour [135–137]. In another work, the steering, braking, and throttle inputs were evaluated with the use of hardware related to a commercial steering-wheel system for gaming applications [127,133,138]. Another study used an adaptive staircase for estimating the individual driver's gap acceptance thresholds by changing the approaching vehicle's distance [139] and using simulator sickness, PC-Crash simulation, MADYMO [100,140–142], and video scenes of the motorcycle within each driving environment. Other research focused on implementing a mobile system to monitor traffic conditions (motorcycle-mounted system) [143] and initial designs regarding a simple low-cost EDR prototype using just external sensors, such as IMU, GPS, and compass information. Thus, the EDR might be easily banded and cost-effective for use on motorcycles [144,145]. In addition, the driver and motorcycle have been modelled accurately for reproducing realistically possible dynamic system behaviour. Furthermore, the bike has been modelled with 15 bodies, incorporating flexibilities in two suspension groups, whereas the virtual driver involves 15 rigid bodies [146] and 3D simulations

that are perspective-correct and run at the maximum [147]. All motorcycle components were modelled accurately for recreating real inertial characteristics, experimentally acquired or provided by the manufacturer. Other types of simulation-based models are intelligent agent-based simulations, which were used to model motorcyclist driving behaviour [148].

3.3. Review Studies

The fourth category of taxonomy is associated with driving behaviour regarding the motorcycle domain. This category summarises the present state of motorcycle driver behaviour. Only seven of the 174 reviewed articles identified human risk factors concerning road traffic accidents amongst motorcyclists in Malaysia [149]. A clear summary of the role of moto-taxi services in offering public transport options is presented [150]. Reference [3] indicated and analysed specific drivers' behavioural patterns impacting motorcycle mishaps through literature reviews on many aspects of riding behaviour, including the absence of alertness, visibility, and issues of speeding. The authors conducted a systematic review related to previous studies that used of driving simulators of passenger motorcycles or cars for young novice or learner drivers. Learner drivers decreased traffic infractions and/or road crashes or were shown to acquire safe skills for driving compared with the non-use of driving simulators [3].

4. Discussions

Following the taxonomy and full reading phase, this phase aims to discuss the salient attributes and details of the previous literature. This section is summarised into three main parts: recommendations, motivations, and challenges related to driver behaviour studies. This section is important as it shows the issues and challenges related to drivers' behaviour that future researchers can work on for policy responses. Furthermore, the final discussion involves recommendations, representing links between previous and new research. As the earlier researchers acknowledged their limitations, their knowledge will be transforming into recommendations for other researchers pursuing a similar type of study. Thus, new researchers are expanding upon previous research to enhance the work in this domain. This section tries to answer the questions that are addressed in the introduction section of this review. By implementing analytical tables (Tables 3 and 4), comprehensive analysis can be offered to give more insights and a greater understanding of this research.

4.1. Issues and Challenges

The presented section describes the major challenges specified in the research of the driver's behaviour in various domains, as indicated in the previous taxonomy (Figure 3). The challenges specified in the presented section are explained, as they come from various studies, and separating them in the presented study is too complicated. Furthermore, they were shared only based on their general significance (Figure 4), and we have grouped the challenges according to similarity and the effect caused on driving behaviour; for example, the effect of data on classification, the effect of sensors on the size of the data and data completeness and diversity, as well as hazards, such as weather conditions, that affect factors of behaviour.

Table 3. Type of analysis for real-time studies.

Reference	Type of Analysis	Data Type (Collected by Author or NOT)	Number of Features Used (Speed, Time, Position, Turn Right, Turn Left, U-Turn, Zig-Zag, Sleepy, Deceleration, Acceleration, the Steering Angle and Steering Torque,	Speed Feature	Position Feature	(Turn Right, Turn Left, U-Turn, Zig-Zag) Featurex	Sleepy Feature	Deceleration Feature	Acceleration Feature	The Steering Angle and Steering Torque Feature	Average Age Factor	Gender Factor	The Selection Method of Most Effective Feature (RMSE, Algorithm, Heat Map/Correlation Map	AI Algorithm Used	Type of Classification (Binary or, Multiclass)	Labelling Method	Type of Study (Small Scale or Large Scale)
[113]	Regression	by author	8	1	NA	1	1	1	1	NA	NA	NA	correlation map	ANN, SVM	multiclass	Manual	Small Scale (5 Rider)
[112]	NA	by author	4	NA	NA	NA	1	NA	1	1	NA	NA	NA	NA	NA	NA	Small Scale (5 Rider)
[110]	Statistical	by author	4	1	1	NA	NA	NA	NA	1	NA	Men	correlation map	(SVM)	multiclass	Manual (Pre-post) Experiment	Small Scale (12 Rider)
[108]	Descriptive Statistics	by author	1	1	NA	NA	NA	NA	NA	NA	25.6 years	NA	correlation map	NA	NA	NA	Small Scale (29 Rider)
[114]	NA	by author	5	NA	NA	1	NA	1	NA	NA	39 years	NA	random	(SVM), (HMMs),	multiclass	Automated (proprietary software BinAscii)	Small Scale (5 Rider)
[117]	statistical	by author	4	1	NA	NA	NA	NA	1	1	NA	NA	random	NA	NA	NA	Large Scale (7 Rider)
[111]	Descriptive statistic	author	4	1	NA	NA	NA	1	1	NA	NA	NA	from the literature review	NA	NA	NA	Small Scale (8 Rider)
[116]	NA	collected by author	3	1	NA	NA	NA	1	1	NA	NA	NA	NA	DBN, NB, SVM, and J48	Binary	Manual (Calculated Threshold)	Na

SVM = Support Vector Machine; NB = Naïve Bayes; NA = Not Available.

Table 4. Conditions of real-time experiments.

Ref	Country	Year	Road Type	Road Length	Time of Study	Weather Type	Traffic Type
[112]	Italy	2011	NA	NA	NA	NA	NA
[110]	Japan	2015	Cycle Sports Center	5km	NA	NA	NA
[114]	Australia	2015	urban areas (city)	2.5 km	day	sunny, rainy, and foggy	Variety of traffic conditions
[111]	India	2017	Main Road	14 km	peak hour on evening	NA	NA
[116]	Spain	2017	NA	NA	NA	NA	heavy traffic
[108]	Malaysia	2018	Highway (exclusive motorcycle lane)	20km	NA	NA	NA
[113]	Indonesia	2020	Highway	20 km/h to 50 km/h in 100 s	NA	NA	traffic jams
[117]	Spain	2021	highway, urban	78 km	NA	dry conditions, rain	NA

NA: Not Available.

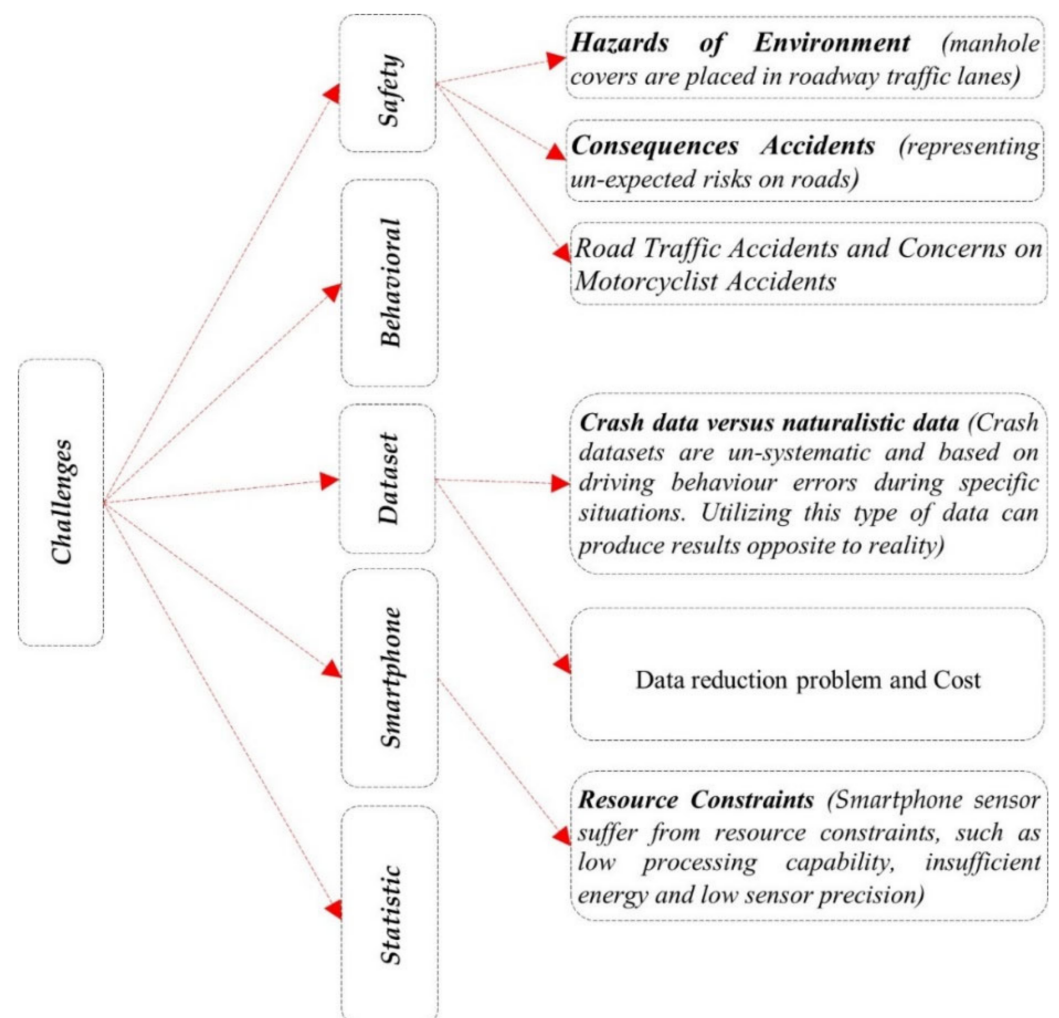


Figure 4. Issues and challenges overview.

4.1.1. Challenges Related to Safety

The presented challenge is discussed with the key issues associated with safety concerns, as addressed in previous studies. The two most important issues are the hazards of the environment and the consequences of road accidents, and road traffic accidents and concerns of motorcyclist accidents.

Hazard of the Environment and the Consequences of Road Accidents

Hazards of the environment, such as manhole covers, are placed in roadway traffic lanes [81]. The consequences of road accidents might represent unexpected risks on roads and have negative effects on all society levels. Accidents harm individuals and frustrate their families, and the impact of these accidents also transcends to the general society [47]. Road traffic injuries, such as motorcycle-related injuries, are a worldwide health problem [16,151–153]. Reports show that social and economic road collision costs comprise approximately 5% of the gross domestic product in low- and middle-income nations [154]. The serious bodily injury and health risks for two-wheeler drivers were considerably higher compared with drivers of cars [155]. Injuries to the head and neck are the main cause of death and severe disability amongst accident victims, which also affect the prevalence of maxillofacial injuries [156].

Road Traffic Accidents and Concerns of Motorcyclist Accidents

Many studies focused on road crashes involving a motorcycle [56] and increased motorcycle accident fatalities [54,75,157–160], and many reported an upward trend in accident rates [15,64,110,116,161,162]. Another studies focus on traffic flow [6,114,150] is the nonexistence of efficient road facilities in advancing nations. The majority of cities in developing nations, such as India, experience serious traffics congestion because of the nonexistence of separate lanes for various vehicle classes. Thus, driving patterns related to private and public transport impact each other [95]. Other studies focused on challenges related to powered two-wheelers (PTWs), in which the truth of PTW vehicles has been their involvement in fatal and severe accidents [3,18,140,150,163]. The next challenge concerns motorcycle street racing, with motorcycle street racing becoming increasingly in Malaysia and becoming a main public concern [10]. Another challenge is weaving, creating turbulence, impacting progress, and resulting in low capacity and creating bottlenecks in road systems [96]. The leading cause of death in road traffic accidents [164] is the increased injuries sustained in road crashes [8,12,26,42,66,74,75,118,152,154,164–172]. Previous studies indicated that approximately one-quarter of mortalities from traffic accidents involved motorcycle drivers [33,47,51,159,173,174].

4.1.2. Challenges Related to Factors of Behaviour

Considerable research studies have linked aggressive driving behaviour with accidents [39]. Aggressive driving has been associated with elevated risks of car crashes [63,175]. Anger is also considered a significant human factor in causing road accidents. A few comparative studies between low- and high-danger drivers have been conducted. The results indicate that high-anger drivers commit more traffic infractions compared with low-anger drivers [176]. Night driving is considered a challenge for driving simulations [128]. Several riding behaviours which lead to injuries and crashes have been indicated. However, correcting these is highly challenging [12,177].

4.1.3. Dataset Issues

One of the distinctive challenges faced by traffic-movement researchers was the lack of the required adequate experiential data for studying motorcycle driver behaviour, leading to only the designing of experimental models. Therefore, such a research area's sluggish development is still an issue [178]. Expired data and incomplete, short time periods provide insufficient style representations [118,119]. The incomplete datasets affect the adjustment process' accuracy. Creating a precise model to understand the behaviour of drivers is

complicated. Features shaping the behaviour of drivers have not been recognised. Data on features of drivers' behaviour have not been adequately diverse in representing the styling of driving, and real-time monitoring involves various errors [26,60,68,111,114,179–181]. Using certain fields concerning driving behaviour investigations might result in biased datasets [26,60,68,111,114,179–181]. Furthermore, the experimental datasets from simulators have been unrealistic with few motorcycles or limited sample sizes [160].

Crash Data versus Naturalistic Data

Driver behaviour classification models utilise crash datasets focusing on quantitative numerical methods. In addition, safety level representations might be recognised after some critical situations. The crash data have some issues, such as consistency, size, diversity, and length of the process of data collection [182]. The crash datasets were un-systematic and based on driving behaviour errors throughout certain situations. The use of such data might provide results that contradict reality [183].

Data Reduction Problem and Cost

A problem is encountered in reducing the data size. Manual approaches require costly efforts. However, computerised methods achieve excellent results within specific conditions. Even expensive, resilient systems produce errors and require the supervision of humans for authenticating the results [26,60,68,111,114,179–181]. In addition, data collection and size reduction were the two main procedures vital for describing driver behaviour. However, the approaches to performing such processes were costly, thereby limiting the time, location, and distance of the experimental study [85].

4.1.4. Smartphone Sensor Issues

Smartphones have been utilised for collecting data on motorcycle driver behaviour. Such devices suffer from resource constraints, including low precision of sensors, inadequate energy, and low capability for processing. Moreover, the raw data acquired utilising smartphone sensors suffer from sparsity [157]. Using smartphones and other systems, including OBD, causes an increase in effort and the need to fit or connect more devices. Therefore, the system will be less secure, unscalable, and impractical [111]. Studies based on smartphone usage handle single-perspective driver behaviour properties; therefore, they suffer from bias evaluation and integrity issues [144]. Furthermore, the data acquired from smartphones show issues associated with integrity, reliability, and validity caused by using embedded low costs and undependable sensors. Numerical investigations and data mining are achieved offline, assuming vast amounts of gathered data [19].

4.1.5. Static Sensor Issues

Fixed-point sensors (such as loop detectors and surveillance cameras) have been employed in several academic studies, although this method of data collection has several flaws. Sensors, for example, are fixed in place and cannot be relocated; changing their placement and updating them regularly requires a significant amount of effort. As a result, data is collected from fewer and less diverse sites. Another issue that affects the quality of data collected by loop detectors is the inaccuracy caused by the incorrect type of velocity identification, as well as the moving physical objects that cross these sensors. Surveillance cameras are another sort of fixed-point sensor; they collect data from a restricted number of sites and are expensive to install and maintain. These cameras also produce various mistakes as a result of shaking, congested traffic, regularly blocked observations, lighting variations [2].

4.2. Motivation

This section describes the literature that focused on adapting motorcycle driver behaviour over various domains. The motivations have been categorised based on similarities and general purposes (Figure 5).

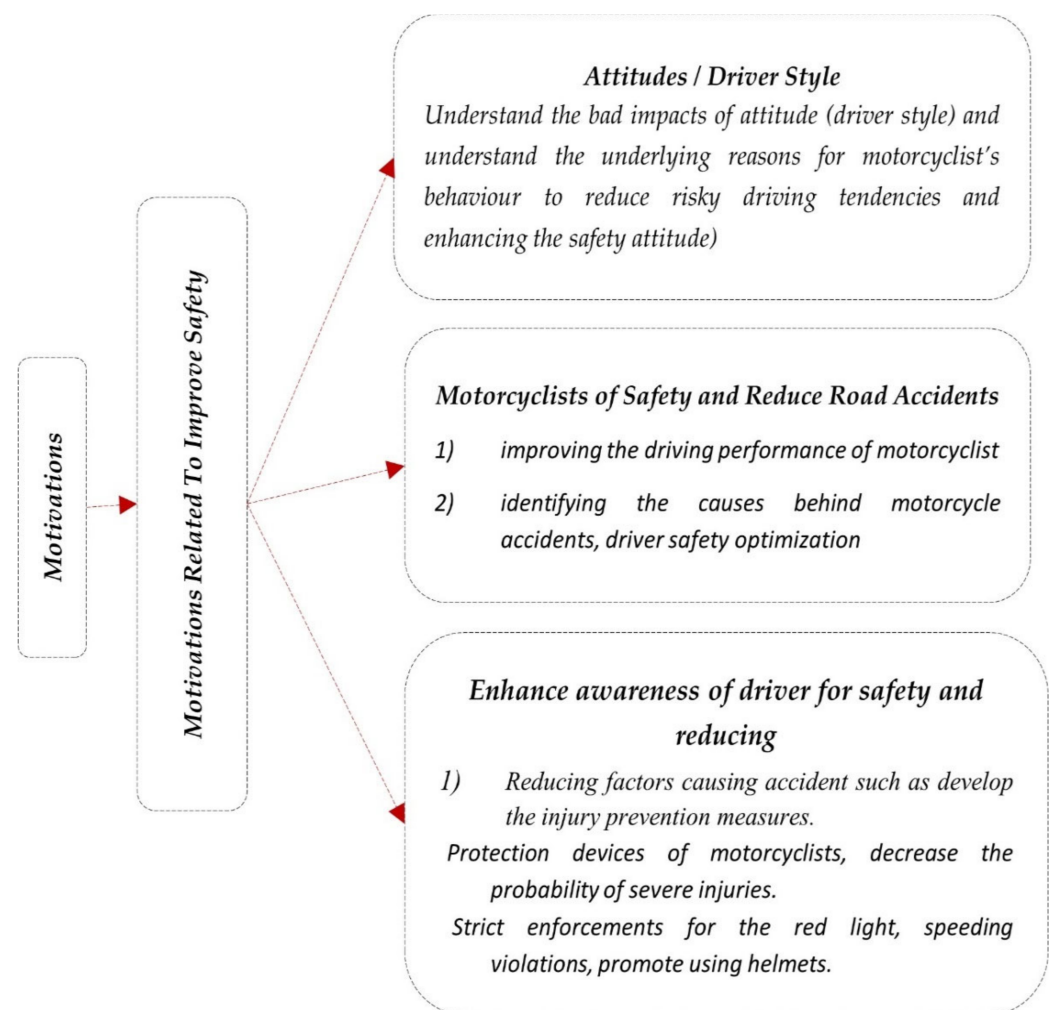


Figure 5. Motivation overview.

Motivations Related to Improving Safety

Analysing and knowing the behaviour of motorcycle drivers is an important aspect of improving safety. Researchers are encouraged to pursue such types of research for various reasons. The reasons include understanding the attitude of motorcyclists towards their safety in addition to the road's safety, understanding why young motorcyclists are involved in several collisions [56], and reducing road accidents [51,76,153,157,170,180,184]. Another reason is to improve the driving performance of motorcyclists, identify the causes behind motorcycle accidents [50,157], promote road safety [25,38,54,76,94,121,152,154,185,186], reduce motorcycle fatalities [108,159], avoid accidents [51,110], and improve road safety education amongst all motorcyclists [53,99]. Others looked into safety from different perspectives, such as improved traffic system safety [18,187,188] and motorcycle safety [76,78,92,97,119,123,127,162,165,173,179,180,189–192]. Moreover, effective hazard detection is critical for hazard elimination and accident consequence reduction [81,118], the identification of possible hazards in their early stages before causing accidents [155], and the reduction in the probability of severe injuries [84,98,139,151]. Other researchers explored the severe impacts of attitude (driver style) to understand the underlying reasons for motorcyclists' behaviour [42,75,193]. To reduce dangerous driving tendencies and enhance the safety attitudes of young drivers [116,164], understanding risky riding behaviour amongst motorcycle drivers is imperative [194]. A few researchers focused on enhancing drivers' awareness of safety and reducing factors that cause accidents [161]. The assessment of driver information systems [121] enhance driver awareness [143], reduce teenager crashes in addition to

the severity of their injuries [172], improve self-motion perception [131], provide suitable street lighting and road delineation, strict enforcements for red light and speeding violations, promote the use of helmets and enhance motorcyclists' vision [179,189,195].

4.3. Recommendations

This section discusses the literature with recommendations related to previous research for future directions (Figure 6).

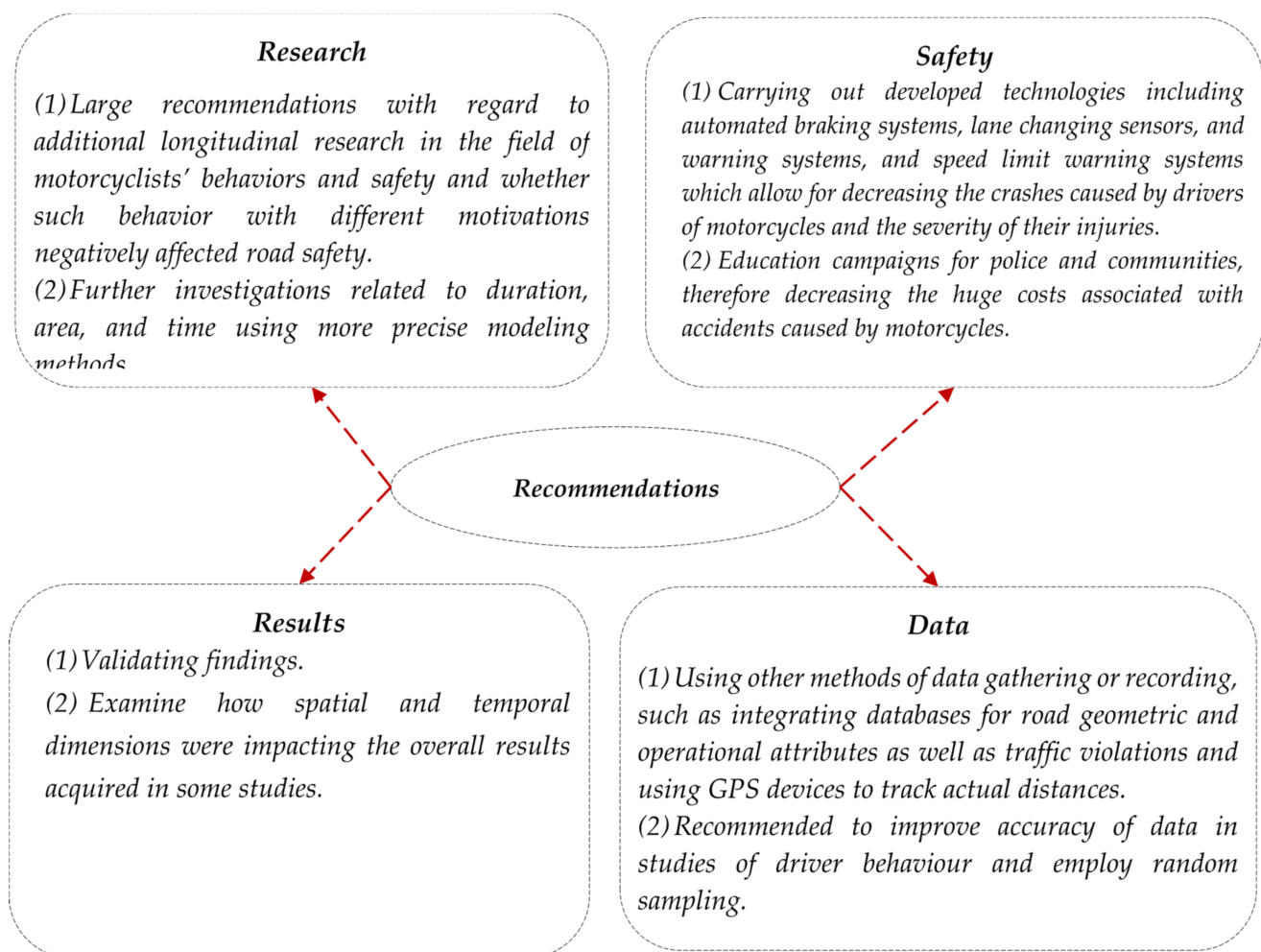


Figure 6. Recommendations overview.

4.3.1. Research Recommendations

This section highlights clear recommendations for future works. The reviewed studies provided a number of recommendations on areas such as complimentary research work [39,54,67,78,98,114,115,121,185], drivers' behaviour [139], duration [16,62], area [3], time [84,196], and the use of more precise modelling methods [197]. Many researchers pointed research direction towards longitudinal research in the field of motorcyclists' behaviour and safety and whether such behaviour with different motivations negatively affected road safety [10,63,139]. This section provides some sample studies that offered specific recommendations. The next group of researchers suggested more research on risk reduction counselling efficiency, which should be aligned with drivers' post-crash impressions [6,12,116]. Another group of researchers recommended further investigation into the relationships between collisions and the various conflict indicators [99,173].

4.3.2. Recommendations Related to Safety

Researchers recognise the significance of safety in most research and offered their views and ideas for future works. Future research attention is drawn towards road safety in motorcycle driver behaviour studies. Examples include the following: finding the effective ways to improve road safety [165], installing motorcycle-friendly roadside barriers to protect from hitting light poles and trees [192], strengthening the traffic laws and regulations along with the traffic safety education by creating awareness of road safety through different public media [25,33,89,190], developing simulation models [3,98,163], protecting the motorcycle driver [25,33,161,164,198] reducing accidents [89,123,187,189,199], avoiding fatal injuries [19,53,100,151] and increasing road safety by predicting the driving performances [51,153,200]. However, some scholars suggested developing limited warning systems to reduce accidents [172]. The other researchers also suggested supplying helmets of suitable quality, along with major education campaigns for police and community, thereby decreasing the large costs associated with accidents caused by motorcycles [115,143].

4.3.3. Recommendations Related to Related Data

Data are an essential element of research. Some studies recommended more data collection by using other statistical methods of data collection [118,119] and integrating databases of road geometric and operational attributes and traffic violations [160]. Data can be obtained by either web- or application-based surveys [66], by using GPS devices to track actual distances [15], and by providing more drivers' information [168]. Other studies suggested more research on longitudinal data and the use of different data sources, such as experimental data in real-time by using smartphone applications or sensors [26,60,68,111,114,179–181]. Many scholars encouraged improving data accuracy in studies of driver behaviour [65,160] and employing random sampling [66].

4.3.4. Recommendations Related to Findings

This section presents recommendations for the verification of results and the evaluation aspect of some methods used in previous research. Researchers should focus on results validation [16,92]. Furthermore, examining how the spatial and temporal dimensions impact the overall results acquired in some studies might be significant [160], and the findings should be treated with absolute care [49,84]. Other recommendations included comparable results [131,171].

5. Methodological Aspects of Previous Research

The section explains the methodological approaches used in previous research. Many attributes were covered in this section, and all attributes will be considered, as shown in (Figure 7).

The importance of reviewing previous research modelling techniques is evident from the previous study suggestions. For instance, future research on motorcycle driver behaviour should be carried out by identifying well-designated areas with the correct sample size and method of analysis. Moreover, future researchers should compare findings across countries. The analysis software, the data sources utilised, and the provided approaches should be well-designed.

5.1. Country

Globally, considerable attention has been given to drivers of motorcycles. Thus, such research is of high interest for the agencies and research institutes that utilise such studies for research and social, medical, and other purposes. The present work indicates that the majority of studies on the behaviour of motorcycle drivers are from 32 countries, with the United States of America, Australia, and Malaysia having the most published works (Figure 8).

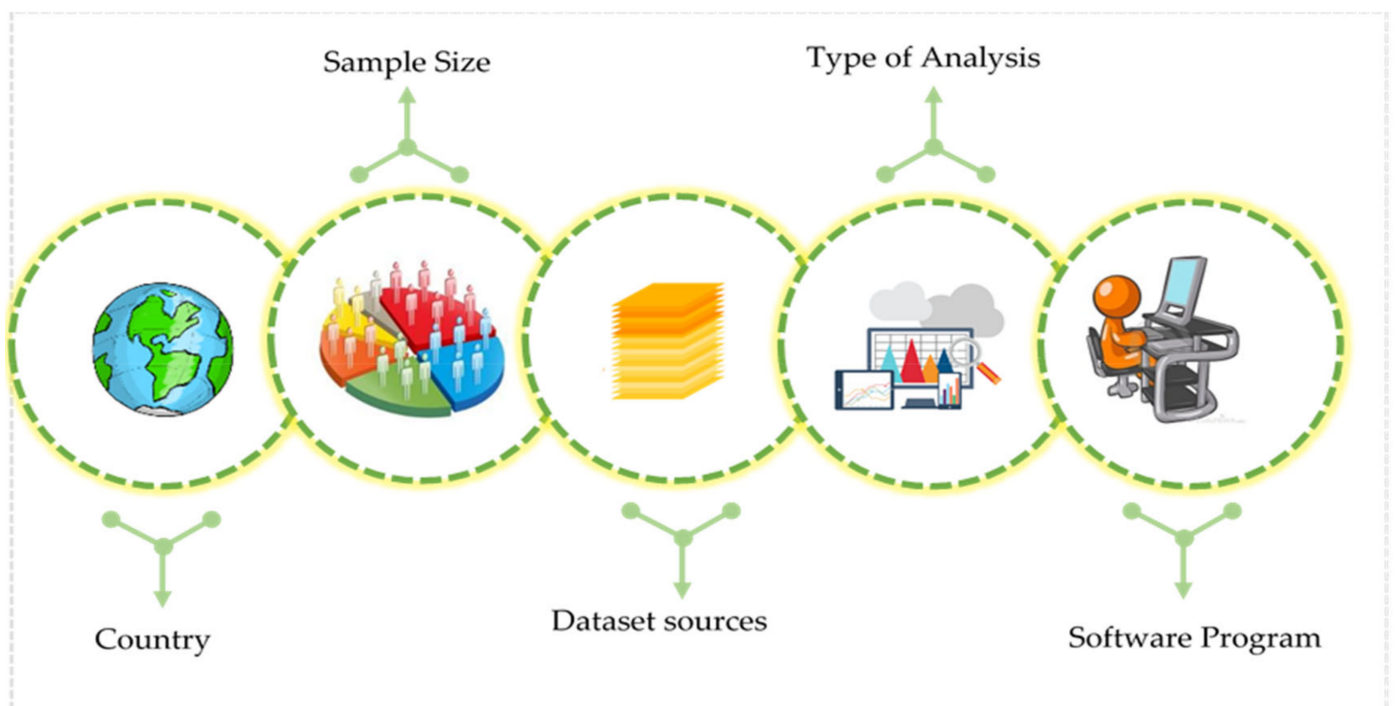


Figure 7. Methodological aspect overview.

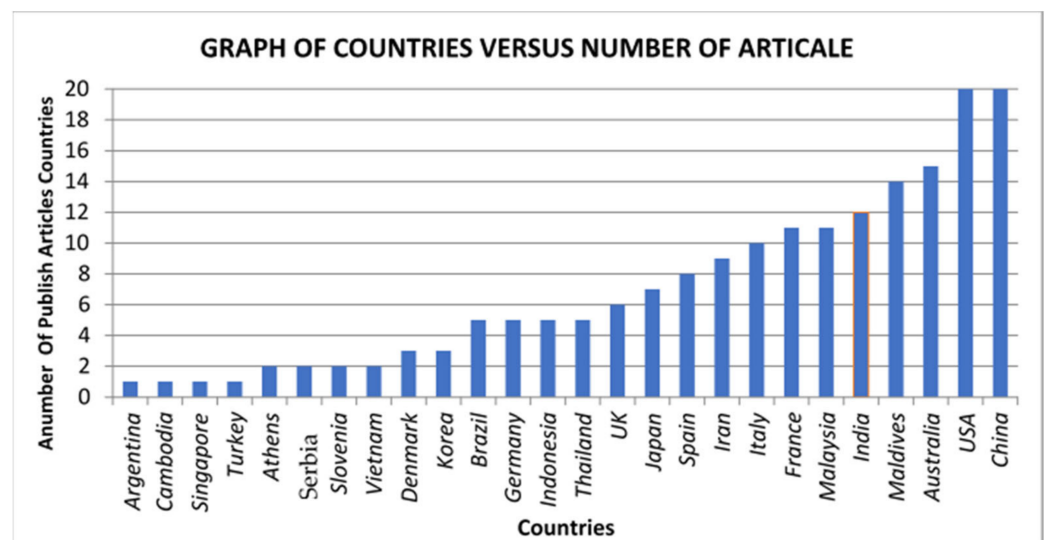


Figure 8. Numbers of included articles based on countries of origin.

Figure 8 depicts the nation of author affiliation (the author’s country has been specified in studies with multiple authors). Most of the motorcycle studies were in Australia, China, and the USA. Other categories originated from Greece, Denmark, Maldives, Argentina, Serbia, Cambodia, Nigeria, Norway, Singapore, Turkey, Venezuela and Colombia, with one article from each nation. In other countries, such as China, Brazil, Germany, Malaysia and Vietnam, the number of studies ranges from 2 to 15. Table 5 shows Countries, with references.

Table 5. Countries, with references.

Countries	References
Australia	[8,15,62,76,94,118,127,130,162,165,200–204]
Athens	[153,179]
Argentina	[198]
Serbia	[155,205]
Brazil	[74,160,166,184,199]
USA	[3,8,19,54,91,123,143,150,152,168,169,172,180,187,191,206–211]
Cambodia	[212]
China	[14,26,40,63,79,81,90,99,161,188,190,195,211,213–222]
Denmark	[223]
France	[38,60,65,114,121,128,131,173,185,224,225]
Germany	[6,159,226–228]
India	[16,49,51,68,80,95,98,111,140,164,181,229]
Indonesia	[32,33,92,119,176]
Italy	[10,53,127,133,146,151,154,230–232]
Japan	[27,110,129,167,197,233,234]
Korea	[157,170,235]
Maldives	[25]
Malaysia	[66,67,78,84,96,108,158,186,192,236,237]
Slovenia	[47,75]
Singapore	[238]
Spain	[39,50,120,144,174,196,239,240]
Thailand	[18,97,122,171,193]
Turkey	[88]
UK	[37,56,58,139,141,175]
Vietnam	[3,163,194]
Iran	[12,17,64,100,115,116,124,156,241]

Only 26 out of world nations carried out studies on motorcycle driver behaviour. Thus, various gaps in academic efforts exist in the remaining countries [51,110], specifically South-east Asia. Another area of academics that has been rarely explored is models comparing the driving behaviour of motorcyclists [198,212]

5.2. Sample Size

With the sample size, we represent a subject drawn from the whole population, which is considered a subset of the entire population of a specific research endeavour. This current section highlights the methodological aspects and sample size of previous studies of motorcycle driver behaviour. In addition, the number of participants varied between studies. This section presents all previous sample sizes applied by respective researchers, which will be categorised into three categories. The first category, sample size based on social science techniques (Figure 9), focuses on using four groups of different sample sizes. The size of the first group is in the tens and ranges between 10 and 99 participants [12,15,25,75,88,94,121,124,176,191,197,204]. The second group is in the hundreds and ranges between 100 and 999 participants [8,10,27,33,38–40,42,53,54,56,58,60,66,100,119,152,153,156,173,184,186,198,207,210,219,236,241]. The third group is in the thousands, and ranges between 1000 and 9999 participants [16–18,65,76,80,151,160,161,164,180,181,242]. The fourth group is in the tens of thousands and ranges between 10,000 and 99,999 participants [84,172,174,179,194].

The second category is based on sample size based on simulator techniques (Figure 10). This category is divided into two subgroups of sample size. The first group is the tens, which used between 10 and 99 participants [6,123,127,128,131,141,154,194,200]. The second group is the hundreds, which utilises samples between 100 and 999 participants [51,133,237].

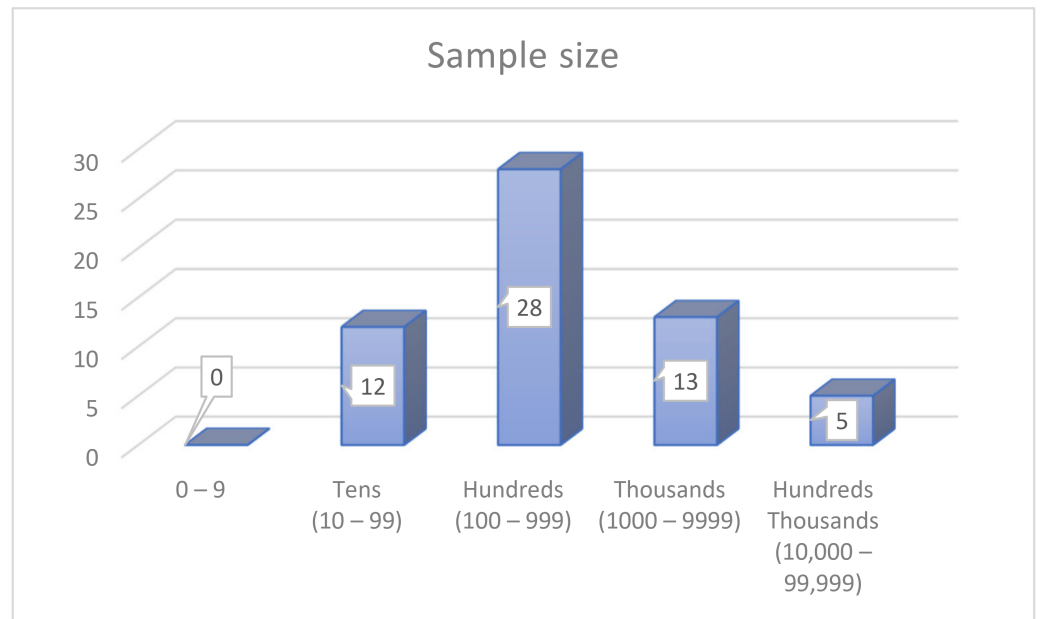


Figure 9. Sample sizes used in studies using social science techniques.

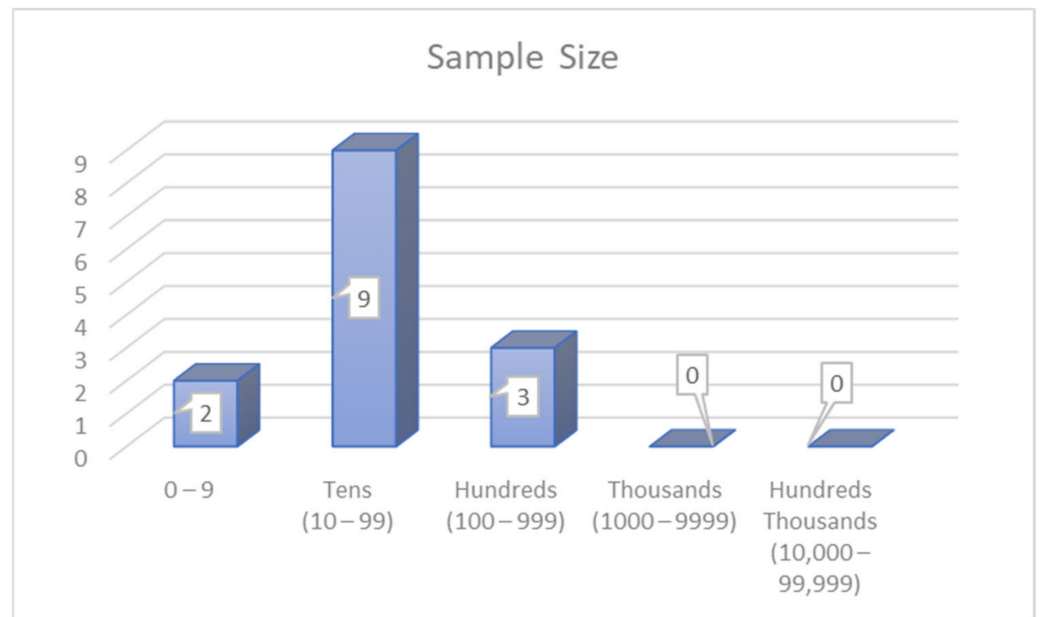


Figure 10. Sample sizes used in studies using simulator techniques.

The third category is sample size based on real-time field tests (Figure 11). Two sample size groups exist. The first group used between 0 and 9 participants [62,108,110]. The second group consists of a study that used between 10 and 99 participants [114,130]. All samples have been used across various studies. A few studies have been utilised more often compared with the other group of participants.

A large sample size offers reliable and accurate data and gives more insight into the driver’s behaviour. However, this sample size is associated with selecting precise tools for data collection and the time needed for conducting the experimental study and analysing and pre-processing the data.

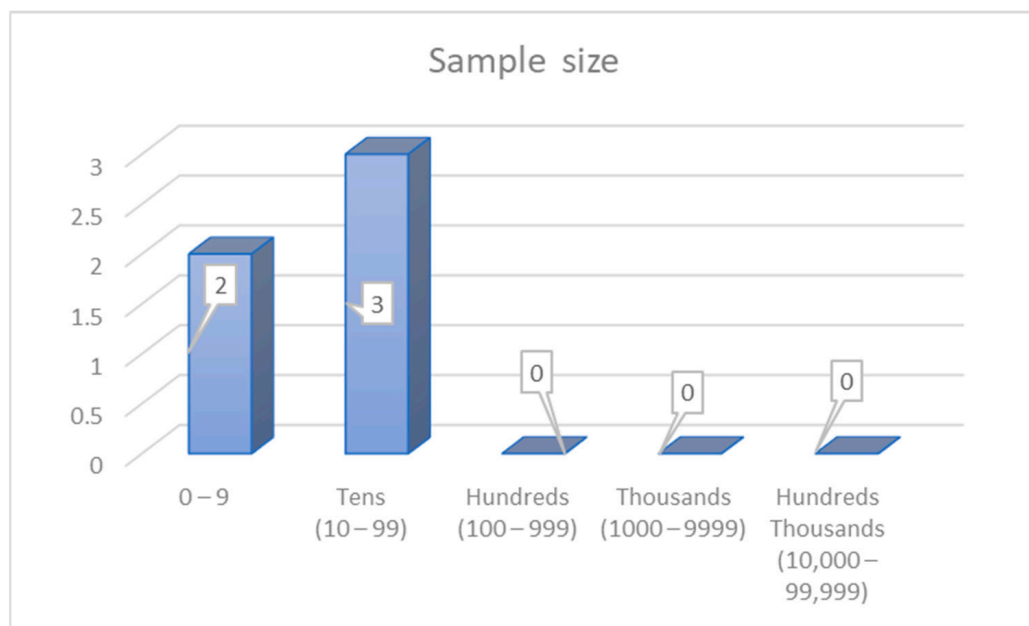


Figure 11. Sample sizes used in studies using real-time field tests.

5.3. Dataset Sources

The data are an essential element of high-quality research for all studies on motorcycle driver behaviour and have been a major significant aspect as the liaison between findings and analysis. The authors used several datasets to determine motorcycle driver behaviours and their relation to road accidents. The data sources have also been indicated in various studies from different sources using the previous literature in driver behaviour studies Table 5. The first source is a survey through interviews and questionnaires, as revealed in the literature. Others obtained data from medical and care centre institutions, including hospitals, medical systems, records, centres, and clinics. Some researchers obtained data from the *Department of Transportation (NMDOT) Traffic Safety Division and police reports*. Other researchers depended on data that were provided through experimental means and observation. Some studies depended on a number of data sources for motorcycle driver behaviour in real-time, such as video cameras, trials, and recruitment. The last group of researchers outsourced from other places that involve online resources, including scientific databases, websites, safety and information systems and panel data. Knowing the data source enables the researcher to understand how data across different academic literature were gathered. The researcher can understand his/her data source options and determine whether the available data at their disposal is academically suited or not. Table 6 shows the references of previous data sources.

Table 6. References of previous data sources.

Data Sources	References
Survey, questionnaires or interview	[8,10,12,15–18,26,27,32,33,38–40,47,49,50,53,56,58,60,64,66,68,75,76,124,152,153,164,176,186,194,210,219,236,241,242]
Medical centres	[25,89,92,156,159,161,181,184,187,189,197,198,204]
Reports	[16,96,151,177,179,188,207]
Experiment and observation	[3,14,42,51,54,78,84,90,91,95,98,100,114–116,118,120,121,123,127,129,131,139,143,154,157,160,163,173,190,193,199,235,237,238]

5.4. Type of Analysis

This section presents an overview of the types of analysis utilised in driver behaviour studies, as summarised in Table 7. Many articles used descriptive statistics, sensitivity analyses, empirical analyses, qualitative analyses, confirmatory factor analyses, data distribution analyses, path analyses, in-depth analyses, meta-analyses, and exploratory factor analyses. Different types of analysis were used, including regression analysis, multivariate linear regression analysis, binary logistic regression analysis, multiple regression analysis, and headway analysis. A detailed motorcycle accident data analysis was carried out by statistical analysis, and an odds ratios analysis has been applied for exploring the impact of single variables on cycling and driving aggression while simultaneously controlling the impact of other variables, such as cycling and driving frequency. The following techniques are used less frequently: automated video-based analysis techniques, linear regression analyses, and reference analyses. The latter is related to the other analysis types that have few occurrences in the literature and include Bayesian-related analysis, vibration analysis, macro and microanalyses, cross-sectional analysis, and chi-square analyses. Table 5 shows the types of analysis with references.

Table 7. References of type of analysis.

Type of Analysis	References	Total
Descriptive Statistics	[174,181]	2
Sensitivity Analysis	[76,153,222]	3
Empirical Analysis	[16,19,78,169]	4
Qualitative Analysis	[92]	1
Confirmatory Factor Analyses	[39,49]	2
Data Distribution Analyses	[8]	1
Path Analysis	[39]	1
In-Depth Analysis	[68,115]	2
Meta-Analysis	[37,161]	2
Automated Video-Based Analysis Techniques	[68]	1
Linear Regression Analysis	[115]	1
Reference Analyses	[37]	1
Includes Bayesian-Related Analysis	[161]	1
Vibration Analysis	[14,196]	2
Macro And Micro Analyses	[165]	1
A Cross-Sectional	[162]	1
Chi-Square Analyses	[63,160]	2
Binary Logistic Regression	[184]	1
Multiple Regression Analysis	[25,49,236]	3
Headway Analysis	[119]	1
Statistical Analysis	[177,198]	2
odds ratios	[161]	1

It can be pointed out from Table 6, that the authors used different types of analysis to describe the driving behaviour of motorcyclists. The adopted analysis techniques varied among the previous literature work. Each author adopts the type of analysis that he/she believes will provide valuable insights. The number of analysis methods adopted in each article was limited to one type only. There is no implementation of multiple types of analysis in one work. Some articles applied descriptive analysis only, with no inclusion of another type of analysis such as linear regression. Furthermore, the number of factors and parameters included in each analysis also varied among previous research work with no agreement on the most effective factors or variables that can describe driving styles in detail.

5.5. Types of Software Programs

This section provides an overview of previous studies' use of software. The SPSS is the majorly utilised software in the motorcycle driver behaviour studies considered for data analysis [10,58,79,236]. *MATLAB* is the next most applied software [62,80,114,139,146] followed by test software or testing procedures [94,121,131,148,156,186], *Microsoft Excel* [181], and *Python* [190]. Previous studies focused primarily on SPSS and *MATLAB* compared with Python because *Python* needs a high level of programming skill for data analysis.

6. Substantial Analysis

This section describes the substantial analysis performed on the related work. This analysis is categorised into four parts. It comprises analyses of real-time-based articles, dataset labelling procedures, data acquisition systems (DAS), and the inclusion of environmental factors.

6.1. Analysis of Real-Time-Based Articles

This section presents analyses of the motorcycle experiments conducted in real-time conditions using different types of sensors. It can be seen from Table 3, that different studies used a different number of features in their studies. Speed features being the most used feature, followed by acceleration, but less consideration was given to other features such as right turns, left turns, etc., and sleep and fatigue factors. Distraction features were also not considered in motorcycle driver behaviour modelling. The gender factor was not considered during the real-time experiments. For machine learning-based models, the selection of features was mostly based on a correlation map with no use of the special algorithm for automatically selecting the effective features. The real-time studies presented in this table are mostly small-scale studies based on the number of drivers participating in each experiment and the length of the experiment, except for one study which was conducted in an urban and highway environment (78 km road length), which is considered a large-scale study. It is recommended that authors implement different types of studies (especially large-scale) to measure fatigue and stress levels while driving. A framework for motorcyclist behaviour in large- and small-scale driving conditions is still lacking.

The age factor was not considered in most of the studies. The pre-processing step of missing data was not reported fully in the experimental studies. The treatment procedure for missing data is not known, as the examination of missing data is yet to be performed, especially examining its effect on data labelling and classification accuracy. From Table 6, it can be pointed out that most of the machine learning-based articles used multiclass classifications, except for one article that used binary classification. However, there is no mention of the problem of unbalanced data, the problem of insufficient data, or data bias as well-known problems for multi-class classification techniques. Multi-class classification is a complex well-known procedure with many issues. Class separability, class overlaps, and imbalances between and within classes are the most mentioned problems for multi-class classifications [243]. Patterns that are nonlinear and unseen in the dataset can add more complexity to multi-class categorisation [244].

Also, there is no agreement on the number of machine learning algorithms that should be applied for behaviour modelling. It can be seen from Table 8 that most of the authors collected their data using specially designed equipment, i.e., data acquisition systems (DAS), or using a smartphone, indicating that there is no free, accessible data that is available for use.

Table 8. Sensors used in real-time motorcycle driver behaviour analyses.

Ref	GPS	Number of Motorcycles	Magnetic Sensor on the Wheel	Distance Sensor	Detection Range of Distance Sensor	Steering Angle Sensor	Steering Torque Sensor	Wheel Speed Sensor	Throttle Position Sensor	Eye Tracker Sensor	Gyroscope	Can-Bus Data (OBD)	Camera	Accelerometer	Smartphone	Installed DAS	DAS Type	Special Modifications	Complexity	Cost-Efficiency	Reliability of DAS
[113]	NA	1	NA	NA	NA	NA	NA	NA	NA	NA	1	NA	NA	1	Xiaomi Redmi 4A	No	Smartphone	No	VL	H	VL
[112]	NA	1	Yes	NA	NA	Yes	Yes	NA	NA	NA	1	NA	1	3	NA	Yes	Camera on Back of Motorcycle + Plate on Driver Back	Yes	VH	VL	VH
[110]	1	1	NA	NA	NA	NA	NA	NA	NA	Field + Movement Cameras	2	NA	1	NA	NA	No	An instrument-equipped helmet	No	M	L	H
[108]	1	1	NA	Yes	5 cm–3 m	NA	NA	NA	NA	NA	NA	1	2	1	NA	No	Data Logger (speed + Video) + Arduino + Range Sensor	No	H	L	M
[114]	NA	1	NA	NA	NA	Yes	NA	Yes	Yes	NA	1	NA	4	1	NA	YES	Embedded Datalogger [Video Logger]	Yes	VH	VL	VH
[117]	1	3 + 1 Backup	NA	NA	NA	NA	NA	NA	NA	1	NA	1	2	NA	NA	Yes	CAN-BUS datalogger + Camera on Helmet	No	H	L	H
[111]	1	Many	NA	NA	NA	NA	NA	NA	NA	NA	NA	1	NA	NA	NA	No	OBD data logger	No	M	VH	VL
[116]	1	1	NA	NA	NA	NA	NA	NA	NA	NA	1	NA	NA	1	Yes	No	Simple Smartphone + Wristband for Health Monitoring	No	M	H	L

NA: Not Available; VH: Very High; H: High; M: Medium; L: Low; VL: Very Low.

Accordingly, this increases the cost of the experiment and decreases the level of willingness to conduct driver behaviour modelling. Statistical analysis techniques are widely used in real-time studies. This indicates that this research area is yet to recognise the role of data-driven methods for driver-style recognition or prediction. Using social science-based methods or quantitative methods does not reflect the actual data that represents motorcyclist behaviour. This type of method is biased and uses a simple perspective of parameter interpretation, as it assumes that there is a rule that defines the relationship between the parameters that represent the driving style. Simulator-based methods are conducted in a controlled environment that do not reflect actual driving conditions. It can be pointed out from this section's analysis that statistical-based methods of analysis are more inclusive of human factors, rather than artificial intelligence-based models. Real-time experiments based on an instrumented motorcycle can provide the most accurate data; however, this is costly and needs special arrangements for the safety of the motorcyclist.

6.2. Dataset Labelling Procedure

This section discusses the labelling procedure that has been followed by previous research articles. Data labelling is the process of identifying the collected data with a descriptive name to describe its category. Labelling is a data pre-processing technique for driver motorcyclist behaviour recognition. Two main methods have been proposed in the literature for labelling datasets. Namely, manual (pre-post) testing. In this technique, a normal experiment is conducted to collect normal behavioural data and then an abnormal experiment is conducted to collect abnormal behavioural data [110]. The authors of [113] used manual techniques to mark the behaviour of motorcyclists. Moreover, the authors of [116] used manual techniques by using thresholds and rules for data labelling. The second method is the automated method, which was implemented by the authors of [114], who used the proprietary software BinAscii for data labelling. However, the manual labelling technique suffers from bias and is not accurate. For instance, it is tough to label stress, since the consequences of events are seen differently based on the user's profile and current state. Furthermore, when manually identifying problematic zones after driving, drivers tend to forget about stressful events. Physiological signals, on the other hand, are very susceptible to noise and serve merely as approximations for assessing human mental states [116]. For automated labelling, the data is automatically labelled without human interference; however, the labelling process is performed using rules and equations that have been designed for other case scenarios in a different area with a different purpose. Furthermore, the expert labelling may be biased or inaccurate. The literature encourages the classification of motorcyclist driving behaviour into multi-type driving styles recognition rather than binary classification. However, a consensus is raised on the issue of labelling and how to attain the best technique (expert labelling or questionnaire, automated, unsupervised machine learning-based, etc.). Moreover, there is no agreement on the best method of labelling. Unsupervised learning is yet to be considered for the labelling process. It is recommended to investigate the efficiency of unsupervised learning algorithms for the data labelling process, i.e., K nearest neighbours is a widely advised machine learning technique for this task, but careful tuning is advised, especially when selecting the K number.

6.3. Data Acquisition Systems (DAS)

This section presents the sensors used in real-time motorcycle driver behaviour analyses. Table 7 points out the types of sensors used to examine motorcycle driver behaviour in real-time situations. It can be seen that a different number of criteria are used to evaluate the DAS used for data collection in real-time experiments. Installed DAS, special modifications, complexity, cost efficiency, and the reliability of the DAS are the used criteria in DAS assessment. It can be illustrated that there is no agreement on the number or type of sensors used in DAS designs, as each study customises the data collection system to fit its experiment's need. No generalised framework has been presented on how to select the

best sensor/DAS to collect the data. The data collected from motorcycles using CAN-BUS is observed in three articles, indicating limited usage. Hence, motorcycles' actual features are not provided accurately in most studies. Moreover, there is no indication of using range sensors such as LiDAR or radar. These sensors are necessary for measuring the distance to cars and other vehicles. Furthermore, there are only two articles that used smartphones for data collection. Hence, a framework that compares the performance of DAS is needed, especially in terms of the size of the missing data. A smartphone-based data collection system is a cost-efficient way to collect data. However, the smartphone is well-known for its resource constraints. Furthermore, it has poor performance regarding data sparsity. Its sensors are not reliable and generate missing data most of the time. The DAS in Table 7, have been evaluated based on their components and the method of their working principles. Since there is no standard design for DAS, many authors designed their own DAS with specific customisations to satisfy the needs of their experiment. Accordingly, some DAS require special modifications for motorcycles to be fit into. Hence, increasing the complexity decreases the cost-efficiency. These subjective evaluation values give more insights regarding special modification, design complexity, and cost-efficiency. These three criteria are necessary to assess a system's structure and to give insights as to what extent it can be implemented for a large number of motorcycles (platoon experiment). Moreover, it sheds light on design planning for future research, as researchers can have a basic idea about the DAS framework in terms of electronic sensors, systems, and data specification (diversity, size, completeness).

6.4. Inclusion of Environmental Factors

It can be pointed out from Table 4 that a different number of studies used different road types (highway and urban). However, no study considered suburban or mountain environments. The real-time experiments were conducted at different times of the day, with no reports on experiments during the night. One experiment was only conducted during hazardous weather. The literature lacks a complete framework for experimenting during different times and in different weather conditions. Furthermore, there is no agreement on the length of the road, as each experiment was conducted using a different length. Most small-scale studies were conducted using road lengths between 5 and 20 km. Moreover, naturalistic studies (over months) are not reported in the literature. The literature is also missing an experiment that measures driver behaviour during car-following or motorcycle-following in real-time conditions. These experiments are necessary to measure important aspects of motorcycle driver behaviour.

7. Comparison between Our Work and Previous Academic Work

This study presents a comprehensive review conducted on various but related research topics concerning motorcycle driver behaviour. As far as we know, no survey articles or reviews cover the model regarding motorcycle driver behaviour from the perspective of data sources or provide a thorough analysis related to data collection with the use of instrumented motorcycles driving in real-time fields. The existing literature does not offer enough knowledge to evaluate the presently suggested/used classification model's performance. In addition, the number of researchers exploring the classification model's functionality, cost efficiency, and complexity was lacking. Choosing optimum cost-effective/practical DAS was complicated because of the lack of clear criteria concerning performance evaluation. Therefore, this work aims to analyse the literature associated with motorcycle rider models, types of data, and systematically searched related articles. Table 9 shows the differences between the presented study and previous ones. The action point-based motorcycle driving behaviour, data-driven, deterministic models were covered based on availability in collected articles. Road safety and traffic management were surveyed, specifying the requirement for enhancing the developments in such areas of research. The use of the artificial intelligence model for motorcycle recognition is illustrated and examined. The labelling process of collected data is also investigated along with classification algorithms.

Classification and recognition problems were addressed based on the availability of these topics in collected articles. A recommendation section is provided for future studies.

Table 9. Present comparison between our works versus review articles.

Ref	Year	Area	Type	Type of Factor	Taxonomy	AI Models Analysis	DAS and Sensors
[163]	2016	Safety	Review	Cooperative driving	NA	No	No
[150]	2018	Traffic and safety	Critical review	Behaviour	NA	No	Yes
[3]	2018	Safety of PTWs	Review	PTW driver behaviour and attitudes	NA	No	Yes
[149]	2018	Traffic and safety	SLR	Human factors	NA	No	No
[245]	2019	Traffic and safety	SLR	Behaviour	NA	No	No

PTWs: powered two-wheelers; SLR: a systematic review; NA: Not Available; AI: Artificial Intelligence.

8. Towards Intelligent Transportation Systems

A potential research direction might be provided based on our understanding of the literature associated with motorcycle driver behaviour. Many points were taken into account for future developments in such a research field.

8.1. Optimal Sensor Selection to Collect Data

The sensors' types might be chosen according to current sensors' capability to record and sense entities in real-time traffic conditions [237]. The used sensors must assess the actions of drivers (lane changing, reversing, and angle tuning), speed differences, conditions of traffic (low, medium, or high), and the status of the driver (distracted, heavy-eyed, focused, hostile, or sleepy) [5]. Such metrics might offer a whole picture regarding the style of driving and identifying the critical driving conditions [7]. Moreover, an approach to selecting a combination of adequate sensors was required to detect and record all features/factors [159]. One of the questions raised regarding sensors is that image detectors are less effective at carrying out in-depth measurements and distinguishing objects than LiDAR and/or radar. Radar sensors present the drawbacks regarding low lateral-resolution data. Even though LiDAR sensors can overcome radar and image sensors' limitations, they show issues associated with their capability for distinguishing objects, latency identification, and clustering errors [246]. Accordingly, on-board diagnostics (OBD) require data collected just throughout off-peak hours because of safety concerns. The rider should be carrying a bulky load that contains devices and a power source that rests on the pillion seat of the vehicle [111]. Additional vehicles require a line of sight and assume 100% reflectivity, excellent weather conditions, and an even road surface. The author of [27] used Automatic Idling Stop and Go (AISG) technology because of the differences between automobiles and scooters concerning driving behaviour. The AISG topology, as well as the control strategy utilised in automobiles, cannot be used for motorcycles directly with on-board diagnostics (OBD) [111], accelerometers [114–116], or gyroscopes. The researchers pointed out that the accelerometer and gyroscope are very noisy and thus require filtering [14]. Hence, more research is needed to measure the effectiveness of sensors in detecting motorcyclist behaviour. A general framework to describe the procedure of selection and benchmarking is needed to help identify the equipment that best captures driving behaviour, whether it is a sensor or a DAS in different conditions and at different times. The framework should consider the trade-off between cost-efficiency, complexity, and scalability criteria.

8.2. New Methods and Datasets

Future research on driving behaviour could consider technological advancements for measuring driving time and distance, crash risks, and driving skills. Furthermore, smartphone sensor apps might show significant possibilities for assessing motorcycle driver behaviour. Moreover, future research directions are to investigate the effect of missing data

on the classification and recognition of motorcycle driver behaviour. A complete framework that conducts real-time experiments on different road types, at different times of the day, in different weather conditions, and during different traffic statuses is recommended to give more insights into motorcycle driver behaviour. The use of deep learning techniques is also recommended, though this may require a lot of datasets; augmentation pre-processes and other data maximisation techniques can be examined to test its capabilities to enhance the recognition models. Furthermore, more studies are required to examine the effects of unbalanced datasets on the model accuracy and labelling procedure. Missing data treatment in the pre-processing step is a recommended future direction. The impact of missing data on the labelling procedure and classification accuracy is advised to be investigated. A framework for selecting the best machine learning that can impute the missing data is advisable. Another aspect for future directions is sample size identification. More elaboration on the sample sizes required to be included in real-time experimental studies is needed. Identifying the number of observations is a great advantage for small-scale, cost-efficient, real-time-based studies

8.3. Availability of Data Collection System

In this field of research, real-time data is essential for progress. Additional data can help with modelling and comprehension. The most significant constraint on dataset availability is the lack of cost-effective and scalable technology for collecting data reliably and quickly [6]. The construction and development of DAS are expensive, especially for long-term experiments or short-term research with a large population sample and multiple motorcyclists employed for data collection. As a result, delivering a low-cost, dependable, and simple-to-implement system is a huge step forward in the research. To increase road traffic safety in ITS, motorcyclist behaviour prediction approaches using online sensors in real-time situations are required. Moreover, sensor manufacturing companies and system design developers should consider designing more flexible systems able to easily integrate multiple sensors without the need to implement soft interfacing procedures between the sensor and the main board of the data collection system. This step can decrease the level of complexity in DAS and increase the researcher's willingness to implement more real-time experiments using instrumented motorcycles. Moreover, the designers and manufacturers should consider a level of reliability for the data collection system, as a cost-efficient system does not necessarily mean integrating low-cost and less reliable sensors. For example, power protection circuits and reverse polarity protection circuits can be included in the design of a low-cost microcontroller board as they provide more protection and system reliability.

8.4. Selecting the Best Algorithm for Driving Style Recognition

This section addresses concerns and problems with machine learning-based models in terms of assessment, benchmarking, and selecting the best machine learning-based model. Benchmarking is the process of comparing a freshly constructed model to existing models utilizing similar conditions and characteristics. Examining the performance of motorcycle models to reflect real-world driving behaviour is one of the strategies used in assessment and benchmarking. Several factors must be considered while developing new machine learning-based models, including a low mistake rate, high reliability, minimal complexity, and high accuracy. However, meeting one of these requirements but not the others will have an impact on actual performance. To highlight performance in real-world applications, these factors must be thoroughly studied. Future studies should take into account potential conflicts or trade-offs between these criteria or measures, and a clear, reliable mechanism should be developed to resolve this potential conflict. During the evaluation and benchmarking processes to test and compare the performance of the developed machine learning-based motorcycle driver behaviour models, the following evaluation criteria for machine learning-based models must be considered: accuracy, precision, true-positive rate, false-positive rate, true-negative rate, F-measure, training time, area under

the curve, and error rate. The focus of the research should be whether the created machine learning-based motorcycle driver behaviour models take into account all of the evaluation and benchmarking criteria during development. Researchers should also look into how benchmarking and assessment are handled in developed models [2].

8.5. DAS Evaluation Procedure

This section provides some highlights on specific topics to address the current issues and possible solutions in future research. The selection of the best DAS that can be fitted in a specific design is still a gap that needs to be considered for future research. The cost and complexity of DAS are important to consider to make significant advancements in this research direction. However, considering one design criterion and neglecting other criteria is not the correct path for DAS selection. Table 7 presents subjective evaluation values for criteria that describe the DAS as a system from the perspective of researchers. It can be pointed out that there is a conflict and trade-off among the evaluation criteria. When the cost-efficient criterion is high, the complexity level and DAS reliability are low. This trade-off affects, in one way or another, the scale of the research design, whether it is small-scale (short time with limited sample size (<30)) or large-scale (NDS). For a more reliable and comprehensive DAS assessment, all assessment criteria should be considered in the evaluation process of the DAS. Using different weighting procedures, the criteria can be given an important value to incorporate a level of accuracy in the assessment procedure. Hence, comparing (benchmarking) multiple DAS with each other can have better insights into the strengths and weaknesses of each proposed DAS. To select the best available DAS, the selection procedure can be considered a complex problem that includes multiple attributes with different DAS available in the literature [2].

9. Limitations

Even though the presented study's database sources covered wide groups and were reliable, identification is still complicated. In addition, a drawback of the review's timeliness resulted from an increase in this area's progress. Research in specific periods in such an essential field does not essentially indicate actual influence or usage. Yet, the information shows the research community's response to the field.

10. Conclusions

This systematic review article surveyed the past literature related to motorcycle driver behaviour. A taxonomy for the literature was deployed to group the articles according to similarities and possible patterns to make them easy to analyse and to extract valuable insights. Key points and important findings were presented from the investigation of the motivations that keep researchers' continued interest in this research area. Furthermore, other aspects were highlighted and illustrated from challenges, problems, and issues. Moreover, recommendation topics were described for different entities to further enhance the development in this research area. Methodological and substantial analyses are two types of analyses presented to give important insights. The development articles surveyed in this review were examined and further analysis was produced. The analysis of previous literature regarding development articles was either based on questionnaires or real-time and on-road driving using a sensory data acquisition system (DAS). Questionnaire-based models suffer from biased and questionable results. On the other hand, real-time-based experiments are more accurate but require special electronic designs and a considerable cost that cannot be neglected and which affects progress in this research area. Model representation using real-time, on-road datasets with intelligent (machine learning) algorithms is still limited in the literature. This method requires a large dataset to efficiently replicate the driving style and special electronic design systems. Furthermore, artificial intelligence based algorithms suffer from overfitting and require special tools/hardware to process the datasets. Motorcyclist driving style accuracy is mainly affected by dataset availability, reliability, completeness, and the type of implemented DAS. The selection of a DAS that

fits the required design is a multi-attributed problem that needs to be considered. No generalised framework can represent the driving style of a motorcyclist at all times and in different conditions. Future research directions towards ITS were presented, with topics that hold valuable information. This systematic literature review concludes that there is no available model that has the quality to represent driving styles for different drivers in different regions or at different ages. This review gives important aspects for researchers, summarising a literature analysis and identifying research gaps.

Author Contributions: Conceptualization, S.N.A.; methodology, M.A.M.; validation, B.B.Z.; investigation, A.H.A. and S.G.; writing—review and editing M.T. and A.A.Z. formal analysis, S.N.A.; writing—original draft preparation, S.N.A. and M.A.M.; All authors have read and agreed to the published version of the manuscript.

Funding: This work is sponsored by Universiti Tenaga Nasional (UNITEN) under the Bold Research Grant Scheme No. J510050002.

Institutional Review Board Statement: Not applicable.

Informed Consent Statement: Not applicable.

Data Availability Statement: Not applicable.

Conflicts of Interest: The authors declare no conflict of interest.

References

1. Yuen, C.W.; Karim, M.R.; Saifizul, A. Investigation on motorcyclist riding behaviour at curve entry using instrumented motorcycle. *Sci. World J.* **2014**, *2014*, 968946. [[CrossRef](#)]
2. Talal, M.; Ramli, K.N.; Zaidan, A.; Zaidan, B.; Jumaa, F. Review on car-following sensor based and data-generation mapping for safety and traffic management and road map toward ITS. *Veh. Commun.* **2020**, *25*, 100280. [[CrossRef](#)]
3. Yousif, M.T.; Sadullah, A.F.M.; Abu Kassim, K.A. A review of behavioural issues contribution to motorcycle safety. *IATSS Res.* **2020**, *44*, 142–154. [[CrossRef](#)]
4. Engelbrecht, J.; Booysen, M.J.; van Rooyen, G.-J.; Bruwer, F.J. Survey of smartphone-based sensing in vehicles for intelligent transportation system applications. *IET Intell. Transp. Syst.* **2015**, *9*, 924–935. [[CrossRef](#)]
5. Saiprasert, C.; Thajchayapong, S.; Pholprasit, T.; Tanprasert, C. Driver behaviour profiling using smartphone sensory data in a V2I environment. In Proceedings of the IEEE 2014 International Conference on Connected Vehicles and Expo (ICCVE), Vienna, Austria, 3–7 November 2014; pp. 552–557.
6. Nguyen, H.D. Saturation flow rate analysis at signalized intersections for mixed traffic conditions in motorcycle dependent cities. *Transp. Res. Procedia* **2016**, *15*, 694–708. [[CrossRef](#)]
7. Meiring, G.A.M.; Myburgh, H.C. A review of intelligent driving style analysis systems and related artificial intelligence algorithms. *Sensors* **2015**, *15*, 30653–30682. [[CrossRef](#)]
8. Duong, H.T.; Parker, L. Going with the flow: Young motorcyclists' misperceived norms and motorcycle speeding behaviour. *J. Soc. Mark.* **2018**, *8*, 314–332. [[CrossRef](#)]
9. Sarkis-Onofre, R.; Catalá-López, F.; Aromataris, E.; Lockwood, C. How to properly use the PRISMA Statement. *Syst. Rev.* **2021**, *10*, 117. [[CrossRef](#)]
10. Cerniglia, L.; Cimino, S.; Ballarotto, G.; Casini, E.; Ferrari, A.; Carbone, P.; Cersosimo, M. Motor vehicle accidents and adolescents: An empirical study on their emotional and behavioral profiles, defense strategies and parental support. *Transp. Res. Part F Traffic Psychol. Behav.* **2015**, *35*, 2836. [[CrossRef](#)]
11. Lucas-Neto, A.; Barbosa, K.G.N.; Bernardino, I.D.M.; Lucas, R.S.d.C.C.; D'ávila, S. Ground transportation accidents involving two categories of motorcyclists who transport passengers. *Rev. Gaúcha Odontol.* **2016**, *64*, 299–306. [[CrossRef](#)]
12. Theofilatos, A.; Yannis, G. Relationship between motorcyclists' attitudes, behavior, and other attributes with declared accident involvement in Europe. *Traffic Inj. Prev.* **2014**, *15*, 156–164. [[CrossRef](#)] [[PubMed](#)]
13. Ivers, R.Q.; Sakashita, C.; Senserrick, T.; Elkington, J.; Lo, S.; Boufous, S.; de Rome, L. Does an on-road motorcycle coaching program reduce crashes in novice riders? A randomised control trial. *Accid. Anal. Prev.* **2016**, *86*, 40–46. [[CrossRef](#)] [[PubMed](#)]
14. Waseela, M.; Laosee, O. Determinants of road traffic injury among adult motorcyclists in Malé, Maldives. *Asia Pac. J. Public Health* **2015**, *27*, 277–285. [[CrossRef](#)]
15. Nguyen, D.V.M.; Ross, V.; Vu, A.T.; Brijs, T.; Wets, G.; Brijs, K. Exploring psychological factors of mobile phone use while riding among motorcyclists in Vietnam. *Transp. Res. Part F Traffic Psychol. Behav.* **2020**, *73*, 292–306. [[CrossRef](#)]
16. Kitara, D.L.; Karlsson, O. The effects of economic stress and urbanization on driving behaviours of Boda-boda drivers and accidents in Gulu, Northern Uganda: A qualitative view of drivers. *Pan Afr. Med. J.* **2020**, *36*, 47. [[CrossRef](#)]
17. Nguyen-Phuoc, D.Q.; Oviedo-Trespalacios, O.; Nguyen, T.; Su, D.N. The effects of unhealthy lifestyle behaviours on risky riding behaviours—A study on app-based motorcycle taxi riders in Vietnam. *J. Transport. Health* **2020**, *16*, 100666. [[CrossRef](#)]

18. Stephens, A.; Brown, J.; de Rome, L.; Baldock, M.; Fernandes, R.; Fitzharris, M. The relationship between Motorcycle Rider Behaviour Questionnaire scores and crashes for riders in Australia. *Accid. Anal. Prev.* **2017**, *102*, 202–212. [[CrossRef](#)]
19. Trinh, L.T.; Sano, K.; Hatoyama, K.; de Silva, C.K. Analysis of motorcycle microscopic characteristics at roundabouts under mixed traffic condition—a case study of Vietnam. *J. Traffic Transp. Eng. (Engl. Ed.)* **2020**, *8*, 605–619. [[CrossRef](#)]
20. Law, T.H.; Ghanbari, M.; Hamid, H.; Abdul-Halin, A.; Ng, C.P. Examining the effect of visual treatments on truck drivers' time-to-arrival judgments of motorcycles at T-intersections. *Transp. Res. Part F Traffic Psychol. Behav.* **2015**, *33*, 66–74. [[CrossRef](#)]
21. Chen, P.-L.; Pai, C.-W.; Jou, R.-C.; Saleh, W.; Kuo, M.-S. Exploring motorcycle red-light violation in response to pedestrian green signal countdown device. *Accid. Anal. Prev.* **2015**, *75*, 128–136. [[CrossRef](#)]
22. Asaithambi, G.; Basheer, S. Analysis and modeling of vehicle following behavior in mixed traffic conditions. *Transp. Res. Procedia* **2017**, *25*, 5094–5103. [[CrossRef](#)]
23. Chang, L.-Y. Analysis of effects of manhole covers on motorcycle driver maneuvers: A nonparametric classification tree approach. *Traffic Inj. Prev.* **2014**, *15*, 206–212. [[CrossRef](#)] [[PubMed](#)]
24. Amrutsamanvar, R.; Muthurajan, B.; Vanajakshi, L. Extraction and analysis of microscopic traffic data in disordered heterogeneous traffic conditions. *Transp. Lett.* **2021**, *13*, 1–20. [[CrossRef](#)]
25. Ramlan, R.; Irawan, M.Z.; Munawar, A. Behavioral factors of motorcyclists in right-turn movements at unsignalized intersections: An insight from Yogyakarta, Indonesia. *IATSS Res.* **2021**, *45*, 116–122. [[CrossRef](#)]
26. Ahmed, A.; Sadullah, A.F.M.; Yahya, A.S. Field study on the behavior of right-turning vehicles in Malaysia and their contribution on the safety of unsignalized intersections. *Transp. Res. Part F Traffic Psychol. Behav.* **2016**, *42*, 433–446. [[CrossRef](#)]
27. Cox, B.L.; Mutel, C.L. The environmental and cost performance of current and future motorcycles. *Appl. Energy* **2018**, *212*, 1013–1024. [[CrossRef](#)]
28. Chang, F.; Xu, P.; Zhou, H.; Lee, J.; Huang, H. Identifying motorcycle high-risk traffic scenarios through interactive analysis of driver behavior and traffic characteristics. *Transp. Res. Part F Traffic Psychol. Behav.* **2019**, *62*, 844–854. [[CrossRef](#)]
29. Zhang, G.; Yau, K.K.; Chen, G. Risk factors associated with traffic violations and accident severity in China. *Accid. Anal. Prev.* **2013**, *59*, 18–25. [[CrossRef](#)]
30. Solmazer, G.; Üzümcüoğlu, Y.; Özkan, T. The role of traffic law enforcements in the relationship between cultural variables and traffic fatality rates across some countries of the world. *Transp. Res. Part F Traffic Psychol. Behav.* **2016**, *38*, 137–150. [[CrossRef](#)]
31. Oluwadiya, K.S.; Ojo, O.D.; Adegbehingbe, O.O.; Mock, C.; Popoola, O.S. Vulnerability of motorcycle riders and co-riders to injuries in multi-occupant crashes. *Int. J. Inj. Control. Saf. Promot.* **2016**, *23*, 189–196. [[CrossRef](#)]
32. Iodice, P.; Senatore, A. New research assessing the effect of engine operating conditions on regulated emissions of a 4-stroke motorcycle by test bench measurements. *Environ. Impact Assess. Rev.* **2016**, *61*, 61–67. [[CrossRef](#)]
33. Lee, J.M. Offsetting or enhancing behavior: An empirical analysis of motorcycle helmet safety legislation. *Risk Anal.* **2015**, *35*, 1820–1836. [[CrossRef](#)] [[PubMed](#)]
34. de Winter, J.C.; Dodou, D.; Stanton, N.A. A quarter of a century of the DBQ: Some supplementary notes on its validity with regard to accidents. *Ergonomics* **2015**, *58*, 1745–1769. [[CrossRef](#)]
35. Muslim, E.; Moch, B.N.; Puspasari, M.A.; Siregar, R.A. Fatigue Measurement of Driving Activity on Male Motorcycle Drivers based on Cognitive, Physiological, and Subjective Approaches. *Ind. Eng.* **2015**, *6*, 976–982. [[CrossRef](#)]
36. Jones, S.; Gurupackiam, S.; Walsh, J. Factors influencing the severity of crashes caused by motorcyclists: Analysis of data from Alabama. *J. Transp. Eng.* **2013**, *139*, 949–956. [[CrossRef](#)]
37. Cox, J.A.; Beanland, V.; Filtness, A.J. Risk and safety perception on urban and rural roads: Effects of environmental features, driver age and risk sensitivity. *Traffic Inj. Prev.* **2017**, *18*, 703–710. [[CrossRef](#)]
38. Adak, P.; Elumalai, S.P.; Sahu, R. Study on impacts of auto-rickshaws on fuel consumption and delay of personal vehicles. In Proceedings of the IEEE 2015 World Congress on Sustainable Technologies, London, UK, 14–16 December 2015; pp. 154–158.
39. Abdullah, R.; Sadullah, A.F.M. A study on traffic weaving segment level of service on Malaysia urban highway. *AIP Conf. Proc.* **2017**, *1865*, 090001.
40. Füssl, E.; Oberlader, M.; Beanland, V.; Spyropoulou, I.; Lenné, M.G.; Joshi, S.; Rößger, L.; Leden, L.; Underwood, G.; Carvalhais, J. Methodological development of a specific tool for assessing acceptability of assistive systems of powered two-wheeler-riders. *IET Intell. Transp. Syst.* **2014**, *9*, 12–21. [[CrossRef](#)]
41. Anaya, J.J.; Ponz, A.; García, F.; Talavera, E. Motorcycle detection for ADAS through camera and V2V Communication, a comparative analysis of two modern technologies. *Expert Syst. Appl.* **2017**, *77*, 148–159. [[CrossRef](#)]
42. Patil, G.R.; Sangole, J.P. Behavior of two-wheelers at limited priority uncontrolled T-intersections. *IATSS Res.* **2016**, *40*, 7–18. [[CrossRef](#)]
43. Tageldin, A.; Sayed, T.; Wang, X. Can Time Proximity Measures Be Used as Safety Indicators in All Driving Cultures? Case Study of Motorcycle Safety in China. *Transp. Res. Rec. J. Transp. Res. Board* **2015**, *2520*, 165–174. [[CrossRef](#)]
44. Sadeghi-Bazargani, H.; Abedi, L.; Mahini, M.; Amiri, S.; Khorasani-Zavareh, D. Adult attention-deficit hyperactivity disorder, risky behaviors, and motorcycle injuries: A case-control study. *Neuropsychiatr. Dis. Treat.* **2015**, *11*, 2049. [[CrossRef](#)] [[PubMed](#)]
45. Davey, J.D.; Armstrong, K.A.; Freeman, J.E.; Parkes, A. Alcohol and Illicit Substances Associated with Fatal Crashes in Queensland: An Examination of the 2011 to 2015 Coroner's Findings. *Forensic Sci. Int.* **2020**, *312*, 110190. [[CrossRef](#)]
46. Bakovic, M.; Mažuranić, A.; Petrovečki, V.; Mayer, D. Fatal motorcycle crashes in wide urban area of Zagreb, Croatia—A 10-year review. *Traffic Inj. Prev.* **2019**, *20*, 655–660. [[CrossRef](#)] [[PubMed](#)]

47. Zou, X.; Vu, H.L.; Huang, H. Fifty years of Accident Analysis & Prevention: A bibliometric and scientometric overview. *Accid. Anal. Prev.* **2020**, *144*, 105568.
48. Song, Y.; Kou, S.; Wang, C. Modeling crash severity by considering risk indicators of driver and roadway: A Bayesian network approach. *J. Saf. Res.* **2020**, *76*, 64–72. [[CrossRef](#)] [[PubMed](#)]
49. Zheng, L.; Sayed, T.; Mannering, F. Modeling traffic conflicts for use in road safety analysis: A review of analytic methods and future directions. *Anal. Methods Accid. Res.* **2020**, *29*, 100142. [[CrossRef](#)]
50. García-Ferrer, A.; Bujosa, M.; de Juan, A.; Sánchez-Mangas, R. Revisiting the relationship between traffic accidents, real economic activity and other factors in Spain. *Accid. Anal. Prev.* **2020**, *144*, 105549. [[CrossRef](#)] [[PubMed](#)]
51. Rusli, R.; Oviedo-Trespalacios, O.; Salam, S.A.A. Risky riding behaviours among motorcyclists in Malaysia: A roadside survey. *Transp. Res. Part F Traffic Psychol. Behav.* **2020**, *74*, 446–457. [[CrossRef](#)]
52. Ibrahim, N.; Ismail, R.; Halim, M.R.T.A.; Amit, N. Personality, high-risk activities and aggressive behaviour among illegal street racers. *Mediterr. J. Soc. Sci.* **2015**, *6*, 527. [[CrossRef](#)]
53. Cheng, A.S.; Lee, H.C. Risk-taking behavior and response inhibition of commuter motorcyclists with different levels of impulsivity. *Transp. Res. Part F Traffic Psychol. Behav.* **2012**, *15*, 535–543. [[CrossRef](#)]
54. Bazargan-Hejazi, S.; Zamani-Alavijeh, F.; Shahri, P.; Yazdani, R.; Shafiee, A. Examining motorcyclists' postcrash impressions: A qualitative study. *Traffic Inj. Prev.* **2016**, *17*, 848–854. [[CrossRef](#)]
55. Cordellieri, P.; Sdoia, S.; Ferlazzo, F.; Sgalla, R.; Giannini, A.M. Driving attitudes, behaviours, risk perception and risk concern among young student car-drivers, motorcyclists and pedestrians in various EU countries. *Transp. Res. Part F Traffic Psychol. Behav.* **2019**, *65*, 56–67. [[CrossRef](#)]
56. Leung, A.; Le, T.P.L. Factors associated with adolescent active travel: A perceptive and mobility culture approach—Insights from Ho Chi Minh City, Vietnam. *Transp. Res. Part A Policy Pract.* **2018**, *123*, 54–67. [[CrossRef](#)]
57. Grimm, M.; Treibich, C. Why do some motorbike riders wear a helmet and others don't? Evidence from Delhi, India. *Transp. Res. Part. A Policy Pract.* **2016**, *88*, 318–336. [[CrossRef](#)]
58. Moghaddam, A.M.; Tabibi, Z.; Sadeghi, A.; Ayati, E.; Ravandi, A.G. Screening out accident-prone Iranian drivers: Are their at-fault accidents related to driving behavior? *Transp. Res. Part F Traffic Psychol. Behav.* **2017**, *46*, 451–461. [[CrossRef](#)]
59. Hassan, T.; Vinodkumar, M.; Vinod, N. Influence of demographics on risky driving behaviour among powered two wheeler riders in Kerala, India. *Transp. Res. Part F Traffic Psychol. Behav.* **2017**, *46*, 24–33. [[CrossRef](#)]
60. Scagnolari, S.; Walker, J.; Maggi, R. Young drivers' night-time mobility preferences and attitude toward alcohol consumption: A hybrid choice model. *Accid. Anal. Prev.* **2015**, *83*, 74–89. [[CrossRef](#)]
61. Cheng, A.S.; Ng, T.C.; Lee, H.C. Impulsive personality and risk-taking behavior in motorcycle traffic offenders: A matched controlled study. *Personal. Individ. Differ.* **2012**, *53*, 597–602. [[CrossRef](#)]
62. Stanojević, D.; Stanojević, P.; Jovanović, D.; Lipovac, K. Impact of riders' lifestyle on their risky behavior and road traffic accident risk. *J. Transp. Saf. Secur.* **2020**, *12*, 400–418. [[CrossRef](#)]
63. Molina, F.E.E.; Ramirez, B.D.V.A.; Izquierdo, F.A.; Ortega, D.C.Z. Road Safety Perception Questionnaire (RSPQ) in Latin America: A development and validation study. *Int. J. Environ. Res. Public Health* **2021**, *18*, 2433. [[CrossRef](#)]
64. Zhou, R.; Zhang, Y.; Shi, Y. Driver's distracted behavior: The contribution of compensatory beliefs increases with higher perceived risk. *Int. J. Ind. Ergon.* **2020**, *80*, 103009. [[CrossRef](#)]
65. Chang, H.-L.; Lai, C.-Y. Using travel socialization and underlying motivations to better understand motorcycle usage in Taiwan. *Accid. Anal. Prev.* **2015**, *79*, 212–220. [[CrossRef](#)] [[PubMed](#)]
66. Phommachanh, S.; Ichikawa, M.; Nakahara, S.; Mayxay, M.; Kimura, A. Student motorcyclists' mobile phone use while driving in Vientiane, Laos. *Int. J. Inj. Control. Saf. Promot.* **2017**, *24*, 245–250. [[CrossRef](#)]
67. Singhal, D.M. Modelling Aggressive or Risky Driving: The Effect of Cinematic Portrayals of Risky Driving. Ph.D. Thesis, York University, Toronto, ON, Canada, 2017.
68. Gonçalves, P.D.; Cunha, P.J.; Malbergier, A.; Amaral, R.A.D.; De Oliveira, L.G.; Yang, J.J.; De Andrade, A.G. The association between low alcohol use and traffic risk behaviors among Brazilian college students. *Alcohol* **2012**, *46*, 673–679. [[CrossRef](#)]
69. Isa, K.A.M.; Masuri, M.G.; Aziz, N.A.A.; Isa, N.N.M.; Hazali, N.; Tahir, M.P.M.; Noor, S.H.; Danis, A.; Fansuri, H. Mobile phone usage behaviour while driving among educated young adults in the urban university. *Procedia Soc. Behav. Sci.* **2012**, *36*, 414–420. [[CrossRef](#)]
70. Basri, N.F.H.; Mazlan, M. The Rate of Return to Driving after Traumatic Brain Injury in Malaysia and the Changes in Driving Behaviour. *ASEAN J. Rehabil. Med.* **2021**, *31*, 105–110.
71. Joewono, T.B.; Susilo, Y.O. Traffic violations by young motorcyclists on Indonesian urban roads. *J. Transp. Saf. Secur.* **2017**, *9* (Suppl. 1), 236–261. [[CrossRef](#)]
72. Heydari, S.T.; Vossoughi, M.; Akbarzadeh, A.; Lankarani, K.B.; Sarikhani, Y.; Javanmardi, K.; Akbari, A.; Akbari, M.; Mahmoodi, M.; Shirazi, M.K.; et al. Prevalence and risk factors of alcohol and substance abuse among motorcycle drivers in Fars province, Iran. *Chin. J. Traumatol.* **2016**, *19*, 79–84. [[CrossRef](#)]
73. Kiwango, G.; Francis, F.; Hasselberg, M.; Chillo, O.; Moshiro, C. Perception of unsafe driving behaviour and reported driving behaviour among commercial motorcyclists in Dar es Salaam, Tanzania. *Transp. Res. Part F Traffic Psychol. Behav.* **2020**, *74*, 30–39. [[CrossRef](#)]

74. Wong, L.P. Factors associated with illegal motorcycle street racing and help-seeking intention. *Behav. Med.* **2012**, *38*, 54–63. [[CrossRef](#)] [[PubMed](#)]
75. Sarma, K.M.; Carey, R.N.; Kervick, A.A.; Bimpeh, Y. Psychological factors associated with indices of risky, reckless and cautious driving in a national sample of drivers in the Republic of Ireland. *Accid. Anal. Prev.* **2013**, *50*, 1226–1235. [[CrossRef](#)] [[PubMed](#)]
76. Eyssartier, C.; Meineri, S.; Gueguen, N. Motorcyclists' intention to exceed the speed limit on a 90 km/h road: Effect of the type of motorcycles. *Transp. Res. Part F Traffic Psychol. Behav.* **2017**, *45*, 183–193. [[CrossRef](#)]
77. Herrero-Fernández, D.; Fonseca-Baeza, S. Angry thoughts in Spanish drivers and their relationship with crash-related events. The mediation effect of aggressive and risky driving. *Accid. Anal. Prev.* **2017**, *106*, 99–108. [[CrossRef](#)]
78. Satiennam, W.; Satiennam, T.; Triyabutra, T.; Rujopakarn, W. Red light running by young motorcyclists: Factors and beliefs influencing intentions and behavior. *Transp. Res. Part F Traffic Psychol. Behav.* **2018**, *55*, 234–245. [[CrossRef](#)]
79. Uttra, S.; Laddawan, N.; Ratanavaraha, V.; Jomnonkwao, S. Explaining sex differences in motorcyclist riding behavior: An application of multi-group structural equation modeling. *Int. J. Environ. Res. Public Health* **2020**, *17*, 8797. [[CrossRef](#)]
80. Rankin, K.A.; Zaki, T.; Ou, D.; Kim, C.-Y.; Averbukh, L.; Maisano, J.R.; Leslie, M.P.; Wiznia, D.H. High-risk motor vehicle drivers engage in more risk behaviors than motorcyclists. *SICOT-J* **2021**, *7*, 29. [[CrossRef](#)] [[PubMed](#)]
81. Oluwadiya, K.S. The validation of the Motorcycle Rider Behaviour Questionnaire among Nigerian motorcycle taxi riders. *Niger. Stethosc.* **2020**, *2*.
82. Topolšek, D.; Dragan, D. Behavioural comparison of drivers when driving a motorcycle or a car: A structural equation modelling study. *Promet-Traffic Transp.* **2015**, *27*, 457–466. [[CrossRef](#)]
83. Bui, H.T.; Saadi, I.; Cools, M. Investigating on-road crash risk and traffic offences in Vietnam using the motorcycle rider behaviour questionnaire (MRBQ). *Saf. Sci.* **2020**, *130*, 104868.
84. Topolšek, D.; Dragan, D. Relationships between the motorcyclists' behavioural perception and their actual behaviour. *Transport* **2016**, *33*, 151–164. [[CrossRef](#)]
85. Phan, V.L.; Evdorides, H.; Bradford, J.; Mumford, J. Motorcycle crash risk models for urban roads. *Proc. Inst. Civ. Eng. Transp.* **2016**, *169*, 397–407. [[CrossRef](#)]
86. Dutta, K.; Basu, B.; Sen, D. Evaluation of postural, psychosocial stress and driver behaviour of motorbike riders in India. *Occup. Ergon.* **2017**, *13* (Suppl. 1), 25–36. [[CrossRef](#)]
87. Zuraida, R.; Aisyah, N.N. The Potential of an App-Based Motorbike Taxi Drivers to be a Role Model in Promoting Safe Driving. In Proceedings of the IEEE 2020 International Conference on Information Management and Technology (ICIMTech), Bandung, Indonesia, 13–14 August 2020; pp. 946–950.
88. Wu, C.Y.; Loo, B.P. Motorcycle safety among motorcycle taxi drivers and nonoccupational motorcyclists in developing countries: A case study of Maoming, South China. *Traffic Inj. Prev.* **2016**, *17*, 170–175. [[CrossRef](#)] [[PubMed](#)]
89. McGowin, G.S.; McLaughlin, S.B.; Williams, S.L.; Buche, T. Demographics and Personality Factors of Participants in the MSF 100 Motorcyclist Naturalistic Study. *Proc. Hum. Factors Ergon. Soc. Annu. Meet.* **2015**, *59*, 1707–1711. [[CrossRef](#)]
90. Campos, V.R.; e Silva, R.d.S.; Duailibi, S.; Santos, J.F.d.; Laranjeira, R.; Pinsky, I. The effect of the new traffic law on drinking and driving in São Paulo, Brazil. *Accid. Anal. Prev.* **2013**, *50*, 622–627. [[CrossRef](#)]
91. Robbins, C.J.; Allen, H.A.; Chapman, P. Comparing car drivers' and motorcyclists' opinions about junction crashes. *Accid. Anal. Prev.* **2018**, *117*, 304–317. [[CrossRef](#)] [[PubMed](#)]
92. Przepiorka, A.M.; Hill, T.; Blachnio, A.P.; Sullman, M.J.; Taylor, J.E.; Mamcarz, P. Psychometric properties of the Driving Behaviour Scale (DBS) among Polish drivers. *Transp. Res. Part F Traffic Psychol. Behav.* **2020**, *73*, 29–37. [[CrossRef](#)]
93. Setoodehzadeh, F.; Moghadam, A.A.; Okati-Aliabad, H.; Khammarnia, M.; Mohammadi, M. Self-reported Motorcycle Riding Behavior in Southeast of Iran. *Health Scope* **2021**, *10*, e116025. [[CrossRef](#)]
94. Ledesma, R.D.; Tosi, J.; Poó, F.M.; Montes, S.A.; López, S.S. Implicit attitudes and road safety behaviors. The helmet-use case. *Accid. Anal. Prev.* **2015**, *79*, 190–197. [[CrossRef](#)]
95. He, J.; Shi, X.; Xu, Z.; Hang, W. Investigation and Analysis of Motorcycle Safety in Rural China: Case Study of Linyi, Shandong Province. *Transp. Res. Rec.* **2012**, *2317*, 97–103. [[CrossRef](#)]
96. Savino, G.; Pierini, M.; Thompson, J.; Fitzharris, M.; Lenné, M.G. Exploratory field trial of motorcycle autonomous emergency braking (MAEB): Considerations on the acceptability of unexpected automatic decelerations. *Traffic Inj. Prev.* **2016**, *17*, 855–862. [[CrossRef](#)]
97. Rowden, P.; Watson, B.; Haworth, N.; Lennon, A.; Shaw, L.; Blackman, R. Motorcycle riders' self-reported aggression when riding compared with car driving. *Transp. Res. Part F Traffic Psychol. Behav.* **2016**, *36*, 92–103. [[CrossRef](#)]
98. Ferdosian, Z.; Morowatisharifabad, M.A.; Rezaeipandari, H. Unlicensed motorcycling of high school adolescents in Dehaghan county (Isfahan Province of Iran). *Accid. Anal. Prev.* **2015**, *75*, 211–216. [[CrossRef](#)]
99. Williams, V.; McLaughlin, S.; McCall, R.; Buche, T. Motorcyclists' self-reported riding mileage versus actual riding mileage in the following year. *J. Saf. Res.* **2017**, *63*, 121–126. [[CrossRef](#)] [[PubMed](#)]
100. Tarigan, A.K.; Sukor, N.S.A. Consistent versus inconsistent behaviour of helmet use among urban motorcyclists in Malaysia. *Saf. Sci.* **2018**, *109*, 324–332. [[CrossRef](#)]
101. Sukor, N.S.A.; Tarigan, A.K.; Fujii, S. Analysis of correlations between psychological factors and self-reported behavior of motorcyclists in Malaysia, depending on self-reported usage of different types of motorcycle facility. *Transp. Res. Part F Traffic Psychol. Behav.* **2017**, *46*, 509–523. [[CrossRef](#)]

102. Huth, V.; Gelau, C. Predicting the acceptance of advanced rider assistance systems. *Accid. Anal. Prev.* **2013**, *50*, 51–58. [[CrossRef](#)]
103. Huda, L.N.; Lubis, I.P.S. The accident risk of motorcyclist perception and driving behaviour: A case study. *IOP Conf. Series Mater. Sci. Eng.* **2020**, *801*, 012074. [[CrossRef](#)]
104. Vissoci, J.R.N.; Krebs, E.; Meier, B.; Vieira, I.F.; De Andrade, L.; Byiringiro, F.; Rulisa, S.; Staton, C.A. Road traffic crash experience among commercial motorcyclists in Kigali, Rwanda. *Int. J. Inj. Control. Saf. Promot.* **2020**, *27*, 181–187. [[CrossRef](#)]
105. Hanan, S.A. Motorcyclists' beliefs of compliance with the Malaysian school zone speed limit (SZSL). *IATSS Res.* **2019**, *43*, 148–152. [[CrossRef](#)]
106. Putranto, L.S.; Alyandi, Y.F. The Relationship Between Children Education in the Family and Car Driving and Motorcycle Riding Behaviour in Indonesia. *Int. J. Integr. Eng.* **2019**, *11*, 254–267. [[CrossRef](#)]
107. Ibrahim, M.K.A.; Hamid, H.; Law, T.H.; Wong, S.V. Evaluating the effect of lane width and roadside configurations on speed, lateral position and likelihood of comfortable overtaking in exclusive motorcycle lane. *Accid. Anal. Prev.* **2018**, *111*, 63–70. [[CrossRef](#)] [[PubMed](#)]
108. Will, S.; Metz, B.; Hammer, T.; Pleß, R.; Mörbe, M.; Henzler, M.; Harnischmacher, F. Relation between riding pleasure and vehicle dynamics-Results from a motorcycle field test. *Appl. Ergon.* **2021**, *90*, 103231. [[CrossRef](#)]
109. Ohtsuka, R.; Chihara, T.; Yamanaka, K.; Morishima, K.; Daimoto, H. Estimation of Mental Workload during Motorcycle Operation. *Procedia Manuf.* **2015**, *3*, 5313–5318. [[CrossRef](#)]
110. Arun, N.; Mahesh, S.; Ramadurai, G.; Nagendra, S.S. Development of driving cycles for passenger cars and motorcycles in Chennai, India. *Sustain. Cities Soc.* **2017**, *32*, 508–512. [[CrossRef](#)]
111. Cheli, F.; Pezzola, M.; Taroni, N.; Mazzoleni, P.; Zappa, E. Driver's movements influence on the lateral dynamic of a sport motorbike. In Proceedings of the IEEE 2011 19th Mediterranean Conference on Control and Automation (MED), Corfu, Greece, 20–23 June 2011; pp. 916–921.
112. Nuswantoro, F.M.; Sudarsono, A.; Santoso, T.B. Abnormal Driving Detection Based on Accelerometer and Gyroscope Sensor on Smartphone Using Artificial Neural Network (ANN) Algorithm. In Proceedings of the IEEE 2020 International Electronics Symposium (IES), Surabaya, Indonesia, 29–30 September 2020; pp. 356–363.
113. Attal, F.; Boubezoul, A.; Oukhellou, L.; Espié, S. Powered two-wheeler riding pattern recognition using a machine-learning framework. *IEEE Trans. Intell. Transp. Syst.* **2015**, *16*, 475–487. [[CrossRef](#)]
114. Attal, F.; Boubezoul, A.; Samé, A.; Oukhellou, L.; Espié, S. Powered Two-Wheelers Critical Events Detection and Recognition Using Data-Driven Approaches. *IEEE Trans. Intell. Transp. Syst.* **2018**, *19*, 4011–4022. [[CrossRef](#)]
115. Corcoba-Magaña, V.; Muñoz-Organero, M.; Pañeda, X.G. Prediction of motorcyclist stress using a heartrate strap, the vehicle telemetry and road information. *J. Ambient. Intell. Smart Environ.* **2017**, *9*, 579–593. [[CrossRef](#)]
116. Pammer, K.; Sabadas, S.; Lentern, S. Allocating attention to detect motorcycles: The role of inattentive blindness. *Hum. Factors J. Hum. Factors Ergon. Soc.* **2018**, *60*, 5–19. [[CrossRef](#)] [[PubMed](#)]
117. Amini, E.; Tabibi, M.; Khansari, E.R.; Abhari, M. A vehicle type-based approach to model car following behaviors in simulation programs (case study: Car-motorcycle following behavior). *IATSS Res.* **2019**, *43*, 14–20. [[CrossRef](#)]
118. Muñoz-Organero, M.; Corcoba-Magaña, V. Predicting Upcoming Values of Stress While Driving. *IEEE Trans. Intell. Transp. Syst.* **2017**, *18*, 1802–1811. [[CrossRef](#)]
119. Will, S.; Schmidt, E.A. Powered two wheelers' workload assessment with various methods using a motorcycle simulator. *IET Intell. Transp. Syst.* **2015**, *9*, 702–709. [[CrossRef](#)]
120. Ranchet, M.; Cavallo, V.; Dang, N.-T.; Vienne, F. Improving motorcycle conspicuity through innovative headlight configurations. *Accid. Anal. Prev.* **2016**, *94*, 119–126. [[CrossRef](#)]
121. Cavallo, V.; Ranchet, M.; Pinto, M.; Espié, S.; Vienne, F.; Dang, N.-T. Improving car drivers' perception of motorcycle motion through innovative headlight configurations. *Accid. Anal. Prev.* **2015**, *81*, 187–193. [[CrossRef](#)]
122. Hassani, A.; Hosseini, V. An assessment of gasoline motorcycle emissions performance and understanding their contribution to Tehran air pollution. *Transp. Res. Part D Transport. Environ.* **2016**, *47*, 1–12. [[CrossRef](#)]
123. Kováčsová, N.; Grottoli, M.; Celiberti, F.; Lemmens, Y.; Happee, R.; Hagenzieker, M.P.; de Winter, J.C. Emergency braking at intersections: A motion-base motorcycle simulator study. *Appl. Ergon.* **2020**, *82*, 102970. [[CrossRef](#)]
124. Beanland, V.; Lenné, M.G.; Candappa, N.; Corben, B. Gap acceptance at stop-controlled T-intersections in a simulated rural environment. *Transp. Res. Part F Traffic Psychol. Behav.* **2013**, *20*, 80–89. [[CrossRef](#)]
125. Savino, G.; Pierini, M.; Lenné, M.G. Development of a low-cost motorcycle riding simulator for emergency scenarios involving swerving. *Proc. Inst. Mech. Eng. Part D J. Automob. Eng.* **2016**, *230*, 1891–1903. [[CrossRef](#)]
126. Villa, C.; Brémond, R.; Girard, J. High Dynamic Range Displays improve the realism of motion cues in night driving simulators. *Displays* **2018**, *52*, 30–39. [[CrossRef](#)]
127. Kawakoshi, M.; Kobayashi, T.; Hasegawa, M. Construction of an ISO 26262 C Class Evaluation Method for Motorcycles. *SAE Int. J. Passeng. Cars-Electron. Electr. Syst.* **2017**, *10*, 102–113. [[CrossRef](#)]
128. Zardini, A.; Suarez-Bertoa, R.; Dardiotis, C.; Astorga, C. Unregulated pollutants from tampered two-wheelers. *Transp. Res. Procedia* **2016**, *14*, 3109–3118. [[CrossRef](#)]
129. Lobjois, R.; Dagonneau, V.; Isableu, B. The contribution of visual and proprioceptive information to the perception of leaning in a dynamic motorcycle simulator. *Ergonomics* **2016**, *59*, 1428–1441. [[CrossRef](#)] [[PubMed](#)]

130. Vu, A.T.; Nguyen, M.T.; Nguyen, D.V.M.; Khuat, V.H. Investigating the effect of blood alcohol concentration on motorcyclist's riding performance using an advanced motorcycle simulator. *Transp. Res. Part F Traffic Psychol. Behav.* **2020**, *73*, 1–14. [[CrossRef](#)]
131. Gianfranchi, E.; Tagliabue, M.; Spoto, A.; Vidotto, G. Sensation Seeking, Non-contextual Decision Making, and Driving Abilities as Measured through a Moped Simulator. *Front. Psychol.* **2017**, *8*, 2126. [[CrossRef](#)]
132. Singh, M.K.; Rao, K.R. Modelling of seepage behaviour using available gaps at signalized intersection. *Transp. Res. Procedia* **2020**, *48*, 817–828. [[CrossRef](#)]
133. Mitsopoulos-Rubens, E.; Lenné, M.G. Issues in motorcycle sensory and cognitive conspicuity: The impact of motorcycle low-beam headlights and riding experience on drivers' decisions to turn across the path of a motorcycle. *Accid. Anal. Prev.* **2012**, *49*, 86–95. [[CrossRef](#)] [[PubMed](#)]
134. Hellier, E.; Naweed, A.; Walker, G.; Husband, P.; Edworthy, J. The influence of auditory feedback on speed choice, violations and comfort in a driving simulation game. *Transp. Res. Part F Traffic Psychol. Behav.* **2011**, *14*, 591–599. [[CrossRef](#)]
135. Slimi, H.; Ichalal, D.; Arioui, H.; Mammari, S. Motorcycle maximal safe speed in cornering situation. In Proceedings of the IEEE 2013 10th International Conference on Networking, Sensing and Control (ICNSC), Evry, France, 10–12 April 2013; pp. 340–346.
136. Centola, C.; Tagliabue, M.; Spoto, A.; Palpacelli, M.; Giorgetti, A.; Giorgetti, R.; Vidotto, G. Enhancement of unsafe behaviors in simulated moped-riding performance under the influence of low dose of alcohol. *Accid. Anal. Prev.* **2020**, *136*, 105409. [[CrossRef](#)] [[PubMed](#)]
137. Robbins, C.J.; Allen, H.A.; Chapman, P. Comparing drivers' gap acceptance for cars and motorcycles at junctions using an adaptive staircase methodology. *Transp. Res. Part F Traffic Psychol. Behav.* **2018**, *58*, 944–954. [[CrossRef](#)]
138. Kumar, S.; Sharma, B.; Nezhurina, M.I. Responsible Factors of Powered Two Wheeler Accidents: A Review. In Proceedings of the IEEE 2018 International Conference on Research in Intelligent and Computing in Engineering (RICE), San Salvador, El Salvador, 22–24 August 2018; pp. 1–6.
139. Crundall, D.; Stedmon, A.W.; Crundall, E.; Saikayasi, R. The role of experience and advanced training on performance in a motorcycle simulator. *Accid. Anal. Prev.* **2014**, *73*, 81–90. [[CrossRef](#)] [[PubMed](#)]
140. Gershon, P.; Ben-Asher, N.; Shinar, D. Attention and search conspicuity of motorcycles as a function of their visual context. *Accid. Anal. Prev.* **2012**, *44*, 97–103. [[CrossRef](#)] [[PubMed](#)]
141. de Souza-Daw, T.; Ross, R.; Nhan, T.D.; Hung, L.A.; Trung, N.D.Q.; Chau, L.H.; Phuong, H.M.; Ngoc, L.H.; Phong, B.H.; Nguyen, H.D.; et al. Low cost in-flow traffic monitor for South-East Asia. In Proceedings of the 2016 IEEE 6th International Conference on Communications and Electronics (ICCE), Ha-Long, Vietnam, 27–29 July 2016; pp. 359–364.
142. Alasiry, A.H.; Ningrum, E.S.; Utomo, E.B.; Nugroho, L.N.B. Prototype design of EDR (event data recorder) on motorcycle. In Proceedings of the 2016 IEEE International Electronics Symposium (IES), Denpasar, Indonesia, 29–30 September 2016; pp. 117–121.
143. Sequenzia, G.; Oliveri, S.; Fatuzzo, G.; Cali, M. An advanced multibody model for evaluating rider's influence on motorcycle dynamics. *Proc. Inst. Mech. Eng. Part K J. Multi-Body Dyn.* **2015**, *229*, 193–207. [[CrossRef](#)]
144. Barbagallo, R.; Sequenzia, G.; Oliveri, S.; Cammarata, A. Dynamics of a high-performance motorcycle by an advanced multi-body/control co-simulation. *Proc. Inst. Mech. Eng. Part K J. Multi-Body Dyn.* **2016**, *230*, 207–221. [[CrossRef](#)]
145. Gould, M.; Poulter, D.; Helman, S.; Wann, J.P. Errors in judging the approach rate of motorcycles in nighttime conditions and the effect of an improved lighting configuration. *Accid. Anal. Prev.* **2012**, *45*, 432–437. [[CrossRef](#)] [[PubMed](#)]
146. Correa, J.C. The behavioral interaction of road users in traffic: An example of the potential of intelligent agent-based simulations in psychology. *Rev. Latinoam. Psicol.* **2016**, *48*, 201–208. [[CrossRef](#)]
147. Harith, S.H.; Mahmud, N. Human Risk Factors and Road Accident Causation among Motorcyclists in Malaysia: A Review Article. In Proceedings of the IEOM 8th International Conference on Industrial Engineering and Operations Management, Badung, Indonesia, 6–8 March 2018.
148. Das, S.; Maurya, A.K. Modelling of motorised two-wheelers: A review of the literature. *Transp. Rev.* **2018**, *38*, 209–231. [[CrossRef](#)]
149. Ehebrecht, D.; Heinrichs, D.; Lenz, B. Motorcycle-taxis in sub-Saharan Africa: Current knowledge, implications for the debate on “informal” transport and research needs. *J. Transp. Geogr.* **2018**, *69*, 242–256. [[CrossRef](#)]
150. Martín-delosReyes, L.M.; Jiménez-Mejías, E.; Martínez-Ruiz, V.; Moreno-Roldán, E.; Molina-Soberanes, D.; Lardelli-Claret, P. Efficacy of training with driving simulators in improving safety in young novice or learner drivers: A systematic review. *Transp. Res. Part F Traffic Psychol. Behav.* **2019**, *62*, 58–65. [[CrossRef](#)]
151. Barmounakis, E.N.; Vlahogianni, E.I.; Golias, J.C. Intelligent transportation systems and powered two wheelers traffic. *IEEE Trans. Intell. Transp. Syst.* **2016**, *17*, 908–916. [[CrossRef](#)]
152. Pour-Rouholamin, M.; Jalayer, M.; Zhou, H. Modelling single-vehicle, single-rider motorcycle crash injury severity: An ordinal logistic regression approach. *Int. J. Urban. Sci.* **2017**, *21*, 344–363. [[CrossRef](#)]
153. Tabibi, Z.; Borzabadi, H.H.; Stavrinou, D.; Mashhadi, A. Predicting aberrant driving behaviour: The role of executive function. *Transp. Res. Part F Traffic Psychol. Behav.* **2015**, *34*, 18–28. [[CrossRef](#)]
154. Cheng, A.S.; Liu, K.P.; Tulliani, N. Relationship between driving-violation behaviours and risk perception in motorcycle accidents. *Hong Kong J. Occup. Ther.* **2015**, *25*, 32–38. [[CrossRef](#)]
155. Gianfranchi, E.; Spoto, A.; Tagliabue, M. Risk profiles in novice road users: Relation between moped riding simulator performance, on-road aberrant behaviors and dangerous driving. *Transp. Res. Part F Traffic Psychol. Behav.* **2017**, *49*, 132–144. [[CrossRef](#)]

156. Jevtić, V.; Vujanić, M.; Lipovac, K.; Jovanović, D.; Pešić, D. The relationship between the travelling speed and motorcycle styles in urban settings: A case study in Belgrade. *Accid. Anal. Prev.* **2015**, *75*, 77–85. [[CrossRef](#)]
157. Samieirad, S.; Tohidi, E.; Shahidi-Payam, A.; Hashemipour, M.-A.; Abedini, A. Retrospective study maxillofacial fractures epidemiology and treatment plans in Southeast of Iran. *Med. Oral Patol. Oral Cir. Bucal* **2015**, *20*, e729. [[CrossRef](#)]
158. Jo, J.; Kim, H.; Park, H.; Yoon, D. A monitoring system to understand postal motorcyclist's driving behavior. In Proceedings of the 2015 IEEE 18th International Conference on Intelligent Transportation System, Gran Canaria, Spain, 15–18 September 2015; pp. 2883–2888.
159. Manan, M.M.A.; Varhelyi, A. Exploration of motorcyclists' behavior at access points of a Malaysian primary road—A qualitative observation study. *Saf. Sci.* **2015**, *74*, 172–183. [[CrossRef](#)]
160. Liang, C.-C.; Liu, H.-T.; Rau, C.-S.; Hsu, S.-Y.; Hsieh, H.-Y.; Hsieh, C.-H. Motorcycle-related hospitalization of adolescents in a Level I trauma center in southern Taiwan: A cross-sectional study. *BMC Pediatrics* **2015**, *15*, 105. [[CrossRef](#)] [[PubMed](#)]
161. Cunto, F.J.; Ferreira, S. An analysis of the injury severity of motorcycle crashes in Brazil using mixed ordered response models. *J. Transp. Saf. Secur.* **2017**, *9* (Suppl. 1), 33–46. [[CrossRef](#)]
162. Xiao, Y.; Huang, H.; Peng, Y.; Wang, X. A Study on Motorcyclists Head Injuries in Car–Motorcycle Accidents Based on Real-World Data and Accident Reconstruction. *J. Mech. Med. Biol.* **2018**, *18*, 1850036. [[CrossRef](#)]
163. Allen, T.; McClure, R.; Newstead, S.; Lenné, M.G.; Hillard, P.; Symmons, M.; Day, L. Exposure factors of Victoria's active motorcycle fleet related to serious injury crash risk. *Traffic Inj. Prev.* **2016**, *17*, 870–877. [[CrossRef](#)]
164. Hassan, T.; Vinodkumar, M.; Vinod, N. Role of sensation seeking and attitudes as mediators between age of driver and risky driving of powered two wheelers. *J. Saf. Res.* **2017**, *62*, 209–215. [[CrossRef](#)]
165. Aupetit, S.; Gallier, V.; Riff, J.; Espié, S.; Delgehier, F. Naturalistic study of the risky situations faced by novice riders. *Ergonomics* **2016**, *59*, 1109–1120. [[CrossRef](#)]
166. Oliveira, K.D.; Baracat, E.C.E.; Lanaro, R.; Eugeni, C.; Ricci, E.; Rabello, M.S.; De Souza, J.P.; Gimenes, V.C.; De Azevedo, R.C.S.; Fraga, G.P. Alcohol and brief intervention for trauma victims. *Rev. Colégio Bras. Cir.* **2015**, *42*, 202–208. [[CrossRef](#)] [[PubMed](#)]
167. Abe, G.; Sato, K.; Itoh, M. Driver Trust in Automated Driving Systems: The case of overtaking and passing. *IEEE Trans. Hum. Mach. Syst.* **2018**, *48*, 85–94. [[CrossRef](#)]
168. Hao, W.; Kamga, C.; Daniel, J. The effect of age and gender on motor vehicle driver injury severity at highway-rail grade crossings in the United States. *J. Saf. Res.* **2015**, *55*, 105–113. [[CrossRef](#)]
169. French, M.T.; Gumus, G. Watch for motorcycles! The effects of texting and handheld bans on motorcyclist fatalities. *Soc. Sci. Med.* **2018**, *216*, 81–87. [[CrossRef](#)]
170. Jo, J.; Kim, H. Development of a Safety Index to Identify Differences in Safety Performance by Postal Delivery Motorcyclists Based either in Different Regional Post Offices or within the Same Regional Office. *ISPRS Int. J. Geo-Inf.* **2017**, *6*, 324. [[CrossRef](#)]
171. Seedam, A.; Satiennam, T.; Radpukdee, T.; Satiennam, W. Development of an onboard system to measure the on-road driving pattern for developing motorcycle driving cycle in Khon Kaen city, Thailand. *IATSS Res.* **2015**, *39*, 79–85. [[CrossRef](#)]
172. Duddu, V.R.; Kukkapalli, V.M.; Pulugurtha, S.S. Crash risk factors associated with injury severity of teen drivers. *IATSS Res.* **2018**, *43*, 37–43. [[CrossRef](#)]
173. Wu, D.; Hours, M.; Martin, J.-L. Risk factors for motorcycle loss-of-control crashes. *Traffic Inj. Prev.* **2018**, *19*, 433–439. [[CrossRef](#)]
174. Hidalgo-Fuentes, S.; Sospedra-Baeza, M.J. Gender and age distribution of motorcycle crashes in Spain. *Int. J. Inj. Control. Saf. Promot.* **2019**, *26*, 108–114. [[CrossRef](#)] [[PubMed](#)]
175. Ball, L.; Tully, R.; Egan, V. The influence of impulsivity and the Dark Triad on self-reported aggressive driving behaviours. *Accid. Anal. Prev.* **2018**, *120*, 130–138. [[CrossRef](#)] [[PubMed](#)]
176. Herrero-Fernández, D. Psychophysiological, subjective and behavioral differences between high and low anger drivers in a simulation task. *Transp. Res. Part F Traffic Psychol. Behav.* **2016**, *42*, 365–375. [[CrossRef](#)]
177. Intini, P.; Berloco, N.; Colonna, P.; Ranieri, V.; Ryeng, E. Exploring the relationships between drivers' familiarity and two-lane rural road accidents. A multi-level study. *Accid. Anal. Prev.* **2018**, *111*, 280–296. [[CrossRef](#)]
178. Zhang, J.; el Kamel, A. Virtual traffic simulation with neural network learned mobility model. *Adv. Eng. Softw.* **2018**, *115*, 103–111. [[CrossRef](#)]
179. Chang, F.; Li, M.; Xu, P.; Zhou, H.; Haque, M.M.; Huang, H. Injury severity of motorcycle riders involved in traffic crashes in Hunan, China: A mixed ordered logit approach. *Int. J. Environ. Res. Public Health* **2016**, *13*, 714. [[CrossRef](#)] [[PubMed](#)]
180. Wu, K.-F.; Sasidharan, L.; Thor, C.P.; Chen, S.-Y. Crash sequence based risk matrix for motorcycle crashes. *Accid. Anal. Prev.* **2018**, *117*, 21–31. [[CrossRef](#)]
181. Pungrasmi, P.; Haetanurak, S. Incidence and etiology of maxillofacial trauma: A retrospective analysis of King Chulalongkorn Memorial Hospital in the past decade. *Asian Biomed.* **2017**, *11*, 353–358. [[CrossRef](#)]
182. Dimitriou, L.; Stylianou, K.; Abdel-Aty, M.A. Assessing rear-end crash potential in urban locations based on vehicle-by-vehicle interactions, geometric characteristics and operational conditions. *Accid. Anal. Prev.* **2018**, *118*, 221–235. [[CrossRef](#)] [[PubMed](#)]
183. Monteil, J.; Hara, N.O.; Cahill, V.; Bouroche, M. Real-time estimation of drivers' behaviour. In Proceedings of the of the 2015 IEEE 18th International Conference on Intelligent Transportation Systems, Gran Canaria, Spain, 15–18 September 2015; pp. 2046–2052.
184. Rocha, G.D.S.; Mello Jorge, M.H.P.D.; Grembek, O. After-effects and disabilities in traffic crash victims in northern Brazil. *Traffic Inj. Prev.* **2017**, *18*, 412–419. [[CrossRef](#)] [[PubMed](#)]

185. Dubos, N.; Varin, B.; Bisson, O. A better knowledge of powered two wheelers accidents. *Transp. Res. Procedia* **2016**, *14*, 2274–2283. [[CrossRef](#)]
186. Borhan, M.N.; Ibrahim, A.N.H.; Aziz, A.; Yazid, M.R.M. The relationship between the demographic, personal, and social factors of Malaysian motorcyclists and risk taking behavior at signalized intersections. *Accid. Anal. Prev.* **2018**, *121*, 94–100. [[CrossRef](#)]
187. Zhu, H.; Wilson, F.A.; Stimpson, J.P.; Araz, O.M.; Kim, J.; Chen, B.; Wu, L.-T. The association of gasoline prices with hospital utilization and costs for motorcycle and nonmotorcycle motor vehicle injuries in the United States. *Med. Care* **2016**, *54*, 837–844. [[CrossRef](#)]
188. Chen, C.; Zhang, G.; Tarefder, R.; Ma, J.; Wei, H.; Guan, H. A multinomial logit model-Bayesian network hybrid approach for driver injury severity analyses in rear-end crashes. *Accid. Anal. Prev.* **2015**, *80*, 76–88. [[CrossRef](#)] [[PubMed](#)]
189. Lee, J.M. Mandatory helmet legislation as a policy tool for reducing motorcycle fatalities: Pinpointing the efficacy of universal helmet laws. *Accid. Anal. Prev.* **2018**, *111*, 173–183. [[CrossRef](#)] [[PubMed](#)]
190. Deng, Y.; Yang, H. Motorcycle traffic violation analysis and selection of key road sections for monitoring in Guangzhou. In Proceedings of the 2017 4th International Conference on Transportation Information on Safety (ICTIS), Banff, AB, Canada, 8–10 August 2017; pp. 1122–1127.
191. Zhu, H.; Wilson, F.A.; Stimpson, J.P.; Hilsenrath, P.E. Rising gasoline prices increase new motorcycle sales and fatalities. *Inj. Epidemiol.* **2015**, *2*, 23. [[CrossRef](#)]
192. Manan, M.M.A.; Várhelyi, A.; Çelik, A.K.; Hashim, H.H. Road characteristics and environment factors associated with motorcycle fatal crashes in Malaysia. *IATSS Res.* **2018**, *42*, 207–220. [[CrossRef](#)]
193. Susilo, Y.O.; Joewono, T.B.; Vandebona, U. Reasons underlying behaviour of motorcyclists disregarding traffic regulations in urban areas of Indonesia. *Accid. Anal. Prev.* **2018**, *12015*, 272–284. [[CrossRef](#)]
194. Truong, L.T.; Nguyen, H.T.; de Gruyter, C. Correlations between mobile phone use and other risky behaviours while riding a motorcycle. *Accid. Anal. Prev.* **2018**, *118*, 125–130. [[CrossRef](#)]
195. Huemer, A.K.; Oehl, M.; Brandenburg, S. Influences on anger in German urban cyclists. *Transp. Res. Part F Traffic Psychol. Behav.* **2018**, *58*, 969–979. [[CrossRef](#)]
196. Cheng, W.; Gill, G.S.; Sakrani, T.; Dasu, M.; Zhou, J. Predicting motorcycle crash injury severity using weather data and alternative Bayesian multivariate crash frequency models. *Accid. Anal. Prev.* **2017**, *108*, 172–180. [[CrossRef](#)] [[PubMed](#)]
197. Onozuka, D.; Nishimura, K.; Hagihara, A. Full moon and traffic accident-related emergency ambulance transport: A nationwide case-crossover study. *Sci. Total. Environ.* **2018**, *644*, 801–805. [[CrossRef](#)]
198. Gupta, S.; Klaric, K.; Sam, N.; Din, V.; Juschkewitz, T.; Iv, V.; Shrimel, M.G.; Park, K.B. Impact of helmet use on traumatic brain injury from road traffic accidents in Cambodia. *Traffic Inj. Prev.* **2018**, *19*, 66–70. [[CrossRef](#)] [[PubMed](#)]
199. Medeiros, A.L.D.S.; Nadanovsky, P. Car and motorcycle deaths: An evolutionary perspective. *Cienc. Saude Coletiva* **2016**, *21*, 3691–3702. [[CrossRef](#)] [[PubMed](#)]
200. Seedam, A.; Satiennam, T.; Radpukdee, T.; Satiennam, W.; Ratanavaraha, V. Motorcycle on-road driving parameters influencing fuel consumption and emissions on congested signalized urban corridor. *J. Adv. Transp.* **2017**, *2017*, 5859789. [[CrossRef](#)]
201. Marya, J.; Dhirawani, R.B.; Dube, G.; Pathak, S.; Dausage, P.; Sethi, J.K. Impact of compulsory helmet legislation on mortality rate and types of head and facial injuries in Jabalpur. *J. Oral Maxillofac. Surg. Med. Pathol.* **2017**, *29*, 24–28. [[CrossRef](#)]
202. Bonham, J.; Johnson, M.; Haworth, N. Cycling related content in the driver licensing process. *Transp. Res. Part A Policy Pract.* **2018**, *117*, 117–126. [[CrossRef](#)]
203. Haworth, N.; Heesch, K.C.; Schramm, A.; Debnath, A.K. Do Australian drivers give female cyclists more room when passing? *J. Transport. Health* **2018**, *9*, 203–211. [[CrossRef](#)]
204. Rogé, J.; Ndiaye, D.; Aillierie, I.; Aillierie, S.; Navarro, J.; Vienne, F. Mechanisms underlying cognitive conspicuity in the detection of cyclists by car drivers. *Accid. Anal. Prev.* **2017**, *104*, 88–95. [[CrossRef](#)]
205. Meredith, L.; Hurren, C.; Clarke, E.; Fitzharris, M.; Baldock, M.; De Rome, L.; Olivier, J.; Brown, J. Validation of the abrasion resistance test protocols and performance criteria of EN13595: The probability of soft tissue injury to motorcycle riders by abrasion resistance of their clothing. *J. Saf. Res.* **2017**, *61*, 1–7. [[CrossRef](#)] [[PubMed](#)]
206. Marković, N.; Pešić, D.R.; Antić, B.; Vujanić, M. The analysis of influence of individual and environmental factors on 2-wheeled users' injuries. *Traffic Inj. Prev.* **2016**, *17*, 610–617. [[CrossRef](#)]
207. Fraade-Blanar, L.A.; Hansen, R.N.; Chan, K.C.G.; Sears, J.M.; Thompson, H.J.; Crane, P.K.; Ebel, B.E. Diagnosed dementia and the risk of motor vehicle crash among older drivers. *Accid. Anal. Prev.* **2018**, *113*, 47–53. [[CrossRef](#)]
208. Tasic, I.; Elvik, R.; Brewer, S. Exploring the safety in numbers effect for vulnerable road users on a macroscopic scale. *Accid. Anal. Prev.* **2017**, *109*, 36–46. [[CrossRef](#)]
209. Huang, C.-Y. Observations of drivers' behavior when opening car doors. *Procedia Manuf.* **2015**, *3*, 2753–2760. [[CrossRef](#)]
210. Lee, J.M.; Outlaw, N.L. The antecedents of mandatory motorcycle helmet legislation enhancing behavior. *Transp. Res. Part F Traffic Psychol. Behav.* **2018**, *59*, 330–347. [[CrossRef](#)]
211. Hu, H.; Xu, J.; Shen, Q.; Shi, F.; Chen, Y. Travel mode choices in small cities of China: A case study of Changting. *Transp. Res. Part D Transp. Environ.* **2018**, *59*, 361–374. [[CrossRef](#)]
212. Chen, M.; Zhu, X.; Ma, Z.; Li, L.; Wang, D.; Liu, J. Brake response time under near-crash cases with cyclist. In Proceedings of the 2016 IEEE Intelligent Vehicles Symposium (IV), Gothenburg, Sweden, 19–22 June 2016; pp. 80–85.

213. Guo, Y.; Zhou, J.; Wu, Y.; Chen, J. Evaluation of factors affecting e-bike involved crash and e-bike license plate use in China using a bivariate probit model. *J. Adv. Transp.* **2017**, *2017*, 2142659. [[CrossRef](#)]
214. Sabatini, S.; Formentin, S.; Panzani, G.; Jorge de, L.S.J.; Savaresi, S.M. Motorcycle tire rolling radius estimation for TPMS applications via GPS sensing. In Proceedings of the 2017 IEEE Conference on Control Technology and Applications (CCTA), Maui, HI, USA, 27–30 August 2017; pp. 1892–1897.
215. Lan, C.-L.; Chang, G.-L. Optimizing signals for arterials experiencing heavy mixed scooter-vehicle flows. *Transp. Res. Part. C Emerg. Technol.* **2016**, *72*, 182–201. [[CrossRef](#)]
216. Huang, K.-S.; Chiu, P.-J.; Tsai, H.-M.; Kuo, C.-C.; Lee, H.-Y.; Wang, Y.-C. Redeye: Preventing collisions caused by red-light running scooters with smartphones. *IEEE Trans. Intell. Transp. Syst.* **2016**, *17*, 1243–1257. [[CrossRef](#)]
217. Zhang, X.; Yang, Y.; Yang, J.; Hu, J.; Li, Y.; Wu, M.; Stallones, L.; Xiang, H. Road traffic injuries among riders of electric bike/electric moped in southern China. *Traffic Inj. Prev.* **2018**, *19*, 417–422. [[CrossRef](#)] [[PubMed](#)]
218. Wang, C.; Xu, C.; Xia, J.; Qian, Z. The effects of safety knowledge and psychological factors on self-reported risky driving behaviors including group violations for e-bike riders in China. *Transp. Res. Part F Traffic Psychol. Behav.* **2018**, *56*, 344–353. [[CrossRef](#)]
219. Chen, H.-S.; Tsai, B.-K.; Hsieh, C.-M. Determinants of consumers' purchasing intentions for the hydrogen-electric motorcycle. *Sustainability* **2017**, *9*, 1447. [[CrossRef](#)]
220. Yu, C.-H.; Tseng, H.-Y. Development of an Automatic Idling Stop and Go Control Apparatus for an EFI Scooter. *J. Circuits Syst. Comput.* **2014**, *23*, 1450044. [[CrossRef](#)]
221. Lan, C.-L.; Chang, G.-L. Empirical Observations and Formulations of Tri-Class Traffic Flow Properties for Design of Traffic Signals. *IEEE Trans. Intell. Transp. Syst.* **2018**, *20*, 830–842. [[CrossRef](#)]
222. Tsai, J.-F.; Chu, C.-P.; Hu, S.-R. Road pricing for congestion and accident externalities for mixed traffic of motorcycles and automobiles. *Transp. Res. Part A Policy Pract.* **2015**, *71*, 153–166. [[CrossRef](#)]
223. Haustein, S.; Møller, M. Age and attitude: Changes in cycling patterns of different e-bike user segments. *Int. J. Sustain. Transp.* **2017**, *10*, 836–846. [[CrossRef](#)]
224. Møller, M.; Haustein, S. Anger expression among Danish cyclists and drivers: A comparison based on mode specific anger expression inventories. *Accid. Anal. Prev.* **2017**, *108*, 354–360. [[CrossRef](#)]
225. Møller, M.; Haustein, S. Factors contributing to young moped rider accidents in Denmark. *Accid. Anal. Prev.* **2016**, *87*, 1–7. [[CrossRef](#)]
226. Navarro, J.; Aupetit, S.; Allain, G.; Hilaire, C.; Rogé, J. Identification of pre-accident situations faced by french cyclists in urban environments: An on-road study. *Le Trav. Hum.* **2017**, *80*, 187–207. [[CrossRef](#)]
227. Rogé, J.; el Zufari, V.; Vienne, F.; Ndiaye, D. Safety messages and visibility of vulnerable road users for drivers. *Saf. Sci.* **2015**, *79*, 29–38. [[CrossRef](#)]
228. Piasecki, C. Estimation of the effects of new emission standards on motorcycle emissions by means of modeling. *Transp. Res. Procedia* **2016**, *14*, 3089–3098. [[CrossRef](#)]
229. Papadakaki, M.; Tsalkanis, A.; Sarris, M.; Pierrakos, G.; Ferraro, O.E.; Stamouli, M.-A.; Orsi, C.; Otte, D.; Tzamalouka, G.; Lajunen, T.; et al. Physical, psychological and economic burden of two-wheel users after a road traffic injury: Evidence from intensive care units of three EU countries. *J. Saf. Res.* **2018**, *67*, 155–163. [[CrossRef](#)]
230. Barnard, Y.; Utesch, F.; van Nes, N.; Eenink, R.; Baumann, M. The study design of UDRIVE: The naturalistic driving study across Europe for cars, trucks and scooters. *Eur. Transport. Res. Rev.* **2016**, *8*, 14. [[CrossRef](#)]
231. Naqvi, H.M.; Tiwari, G. Factors contributing to motorcycle fatal crashes on national highways in India. *Transp. Res. Procedia* **2017**, *25*, 2084–2097. [[CrossRef](#)]
232. Distefano, N.; Leonardi, S. Experimental investigation of the effect of speed bumps in sequence on noise emission level from motor vehicles. *Noise Control Eng. J.* **2015**, *63*, 582–597. [[CrossRef](#)]
233. English, P.; Salmon, P. New laws, road wars, courtesy and animosity: Cycling safety in Queensland newspapers. *Saf. Sci.* **2016**, *89*, 256–262. [[CrossRef](#)]
234. Ragnoli, A.; Corazza, M.V.; di Mascio, P. Safety ranking definition for infrastructures with high PTW flow. *J. Traffic Transp. Eng. (Engl. Ed.)* **2018**, *5*, 406–416. [[CrossRef](#)]
235. Abe, G.; Sato, K.; Itoh, M. Driver's trust in automated driving when passing other traffic objects. In Proceedings of the 2015 IEEE International Conference on Systems, Man, and Cybernetics (SMC), Hong Kong, China, 9–12 October 2015; pp. 897–902.
236. Phun, V.K.; Kato, H.; Yai, T. Traffic risk perception and behavioral intentions of paratransit users in Phnom Penh. *Transp. Res. Part F Traffic Psychol. Behav.* **2018**, *55*, 175–187. [[CrossRef](#)]
237. Jo, J.; Kim, H.; Yoon, D.; Jang, I. A real-time tracking system of postal motorcyclists. In Proceedings of the 2015 IEEE International Conference on Systems, Man and Cybernetics, Hong Kong, China, 9–12 October 2015; pp. 241–243.
238. Bakar, E.A.; Isa, N.S.; Osman, S. Application of Theory of Planned Behavior in the motor vehicle repair and service industry. *Saf. Sci.* **2017**, *98*, 70–76. [[CrossRef](#)]
239. Law, T.H.; Ghanbari, M.; Hamid, H.; Abdul-Halin, A.; Ng, C.P. Role of sensory and cognitive conspicuity in the prevention of collisions between motorcycles and trucks at T-intersections. *Accid. Anal. Prev.* **2016**, *96*, 64–70. [[CrossRef](#)]

240. He, J.; Zhou, G.; Wang, H.; Sigalas, E.; Thakor, N.; Bezerianos, A.; Li, J. Boosting Transfer Learning Improves Performance of Driving Drowsiness Classification Using EEG. In Proceedings of the 2018 International Workshop on Pattern Recognition in Neuroimaging (PRNI), Singapore, 12–14 June 2018; pp. 1–4.
241. Jiménez, F.; Naranjo, J.E.; Anaya, J.J.; García, F.; Ponz, A.; Armingol, J.M. Advanced driver assistance system for road environments to improve safety and efficiency. *Transp. Res. Procedia* **2016**, *14*, 2245–2254. [[CrossRef](#)]
242. Megías, A.; Cortes, A.; Maldonado, A.; Candido, A. Using negative emotional feedback to modify risky behavior of young moped riders. *Traffic Inj. Prev.* **2017**, *18*, 351–356. [[CrossRef](#)] [[PubMed](#)]
243. Asgarian, F.S.; Aghajani, M.; Alavi, N.M. Emotional intelligence and the occurrence of accidents in motorcycle drivers in Kashan, Iran. *J. Trauma Nurs.* **2017**, *24*, 280–286. [[CrossRef](#)] [[PubMed](#)]
244. Yan, J.; Zhang, Z.; Lin, K.; Yang, F.; Luo, X. A hybrid scheme-based one-vs-all decision trees for multi-class classification tasks. *Knowl.-Based Syst.* **2020**, *198*, 105922. [[CrossRef](#)]
245. Gao, Z.; Fang, S.-C.; Gao, X.; Luo, J.; Medhin, N. A novel kernel-free least squares twin support vector machine for fast and accurate multi-class classification. *Knowl.-Based Syst.* **2021**, *226*, 107123. [[CrossRef](#)]
246. Sazara, C.; Nezafat, R.V.; Cetin, M. Offline reconstruction of missing vehicle trajectory data from 3D LIDAR. In Proceedings of the 2017 IEEE Intelligent Vehicles Symposium (IV), Los Angeles, CA, USA, 11–14 June 2017; pp. 792–797.